



Information Services
A Division of NHS National Services Scotland

Local Authority Partner Information
on
Patients Ready for Discharge in NHSScotland
figures from January 2005 census

Contents	Page
Introduction and background.....	2
Summary of Key Points.....	3
Commentary.....	4
Tables	
1 Numbers by Local Authority Partner and principal reason.....	6
2 Numbers by Local Authority Partner and duration of delay.....	10
3 Numbers by Local Authority Partner and principal reason group.....	12
Charts	
1 Numbers by Principal Reason and census.....	13
2 Numbers by Age Group and by reason for delay.....	13
3 Numbers as a percentage of occupied beds; by NHS Board area of treatment..	14
Appendices	
1 Basic Approach.....	15
2 Definitions & Terms.....	16
3 Data Quality.....	18
4 Census Dates.....	19
Acknowledgements.....	20
Future publication and further information.....	20

This is an ISD Scotland National Statistics release

http://www.isdscotland.org/delayed_discharges

***h*health briefing**

number 05/01 issued March 2005

For further information please contact Amy McKeon 0131 275 6559

Introduction and background

About this report

This publication summarises the results of **patients ready for discharge** from a “snapshot” of NHS inpatients as at the **January 2005 census**.

The focus of this edition is on Local Authority Partner information and mainly on those patients who have been ready for discharge for more than six weeks at the time of the census [see Appendix 2].

About patients ready for discharge

For most patients, following completion of health and social care assessments, the necessary care, support and accommodation arrangements are put in place in the community without any delay in the patient’s safe and appropriate discharge from hospital.

A delayed discharge occurs when a patient, clinically ready for discharge, cannot leave the hospital because the other necessary care, support or accommodation for them is not readily accessible and/or funding is not available, to purchase a care home place, for example.

‘Patients Ready for Discharge’ data has been collected nationally since September 2000 according to national standard definitions and data recording criteria laid out in Management Executive Letter (MEL)(2000)07, issued in February 2000 by the Scottish Executive Health Department (SEHD).

The national definitions allow for a consistent approach to a patient being considered ‘ready for discharge’ i.e. the patient is clinically ready to move on to the next stage of care.

For most Local Authority Partners there is an accepted period beyond the clinically **ready for discharge** date during which all assessment and follow-on arrangements are put in place. The common period for local discharge planning is six weeks [see Appendix 2].

Summary of Key Points

- The number of patients ready for discharge in Scotland who had been ready for discharge for over six weeks at the time of the January 2005 census has decreased by **4.8%** from the October 2004 census. There were **1,056** cases at the January 2005 census compared with **1,109** at the October 2004 census, and **1,309** at the January 2004 census (**-19.3%**).
- At the January 2005 census, there were a total of **1,785** patients ready for discharge in Scotland, compared with **1,908** at the October 2004 census (**-6.4%**), and **2,088** at the January 2004 census (**-14.5%**).
- The number of patients delayed for one year or more has decreased by **16.3%** from the October 2004 census. There were **67** cases at the January 2005 census, compared with **80** at the October 2004 census, and **96** at the January 2004 census (**-30.2%**).
- The median duration to the census point for all patients ready for discharge was **57** days (**54** days at the October 2004 census, and **63** days at the January 2004 census), while the mean duration was **102** days (**105** days at the October 2004 census, and **113** days at the January 2004 census).
- Of the number of patients ready for discharge for more than six weeks **70.9%** were 75 years of age and over.
- The number of patients ready for discharge at any point in time can be viewed as part of a dynamic process of discharge planning. For example, it is estimated that **65.0%** of those patients who had a duration of six weeks or more (the common discharge planning period) at the October 2004 census had been discharged by the January 2005 census.

The table below presents numbers of patients ready for discharge by reasons for delay* :-

Reason for Delay (by group)	October 2004 census		January 2005 census	
	No. outwith six weeks	Total	No. outwith six weeks	Total
Awaiting place availability in a care home/specialist residential facility	468	659	434	586
Community Care Assessment reasons	101	386	127	428
Patient exercising statutory right of choice**	127	172	123	149
Awaiting funding for a care home placement	127	183	122	173
Legal/Financial	93	118	104	123
Patients waiting to go home	91	165	70	125
Healthcare Assessment/Arrangements	63	170	49	161
Other***	39	55	27	40

*The reason for delay is the patients reason for delay as at the census point.

***Where principal reason is 'patient exercising statutory right of choice', a secondary reason is recorded indicating the destination over which the right of choice is being exercised (e.g. awaiting nursing home place availability).

****Other includes Disagreements; Other patient/carer/family related reasons excluding patient exercising statutory right of choice; Community Care Arrangements (no additional detail); awaiting completion of social care arrangements (no additional detail); Principal reason not agreed; and Principal reason not recorded.

Commentary

General

The information on patients ready for discharge contained in this report is derived from a series of quarterly censuses and should be interpreted with care. As described in the introduction all 'ready for discharge' arrangements across Scotland reflect a variety of local factors, including local joint care agency discharge planning agreements. These factors should **always** be taken into account when making statistical comparisons.

The State Hospital data has been excluded from all analyses, as the special circumstances attached to the patient group make the data distinct from the rest of Scotland.

From the July 2004 census information was collected, and is shown, separately on patients delayed due to the requirements of the 'Adults with Incapacity Act'. Previously, such cases were included under "Legal Issues".

Table 1 **Numbers by Local Authority Partner and principal reason**

The "reason" information shown represents the principal reason in each case **on the census date**. It is important to note that duration of delay is calculated from the point patients are considered clinically "ready for discharge" (and not, for example, from day 43 i.e. after a duration of delay of more than 6 weeks).

Principal reason can change over time, and as a consequence each duration shown may not be wholly attributable to the reason against which it appears. For example, 'awaiting assessment' may be the first identified principal reason for a patient then, subsequently, the principal reason may change to become awaiting the finalisation of the safe discharge arrangements.

The total number of patients ready for discharge outwith the six week discharge planning period is based on those resident in each Local Authority Partner area. Not all of these patients will have Social Work involvement in their discharge planning, or in their post-hospital care arrangements. A patient ready for discharge is not considered to have social work involvement in their discharge planning process if the principal reason for delay is in the Healthcare groups.

Sixteen Local Authority Partners have shown a decrease between October 2004 and January 2005 in the number of patients ready for discharge outwith the six week discharge planning period who were considered to have social work involvement. Fourteen Local Authority Partners have shown an increase and two Local Authority Partners reported no change. The overall number of patients ready for discharge outwith the six week discharge planning period who were considered to have social work involvement in the discharge planning process has decreased (**1,007** at the January 2005 census compared with **1,046** at the October 2004 census (-3.7%)).

Table 2 **Numbers by Local Authority Partner and duration of delay**

It is important to note for most patients, any delay in discharge is of a relatively short duration, such patients are therefore unlikely to appear in quarterly census figures.

The varied distribution of durations may be influenced by specialty and case mix differences, differences in local discharge planning agreements and the availability of local care facilities (care home places etc). Comparisons should be made against this background.

Table 2 – contd.

Numbers by Local Authority Partner and duration of delay

The number of patients considered to have social work involvement in their discharge planning who had been delayed for over a year has decreased. There were 62 cases at the January 2005 census compared with 71 at the October 2004 census (there were 86 cases at the January 2004 census).

The number of patients considered to have social work involvement with a duration of delay of 6-8 months has increased. There were 146 cases at the January 2005 census compared with 111 at the October 2004 census (there were 174 at the January 2004 census).

Table 3

Numbers by principal reason group and duration; by Local Authority Partner

The “principal reason group” figures in this table are based on those resident in each Local Authority Partner area. Not all of these patients will have Social Work involvement in their discharge planning, or in their post-hospital care arrangements.

The median and mean durations shown are based on only those patients whose discharge is considered to have Social Work involvement.

Almost all Local Authority Partners have “Social Care” as the most common principal reason group for those patients outwith the six week discharge planning period; the exceptions are Scottish Borders, North Ayrshire, East Renfrewshire, North Lanarkshire and East Ayrshire which all have “Other Patient/Carer/Family – related reasons” as the most common reason category. East Dunbartonshire and Moray both have “Social Care” and “Other Patient/Carer/Family – related reasons” as the most common reason categories for those patients outwith the six week discharge planning period.

Overall, however, the mix of reason groups across Local Authority Partners, in terms of numbers and durations, varies. It should be noted that the varying underlying local factors are likely to include, for example, specialty and case mix differences, differences in local discharge planning agreements and the availability of local care facilities (care home places etc). For this reason caution must be applied to any comparisons made.

The number of cases outwith the six week discharge planning period reported as being ‘self-funders’ has decreased from 70 at the October 2004 census to 62 at the January 2005 census (there were 85 cases at the January 2004 census).

Table 1

NHS - Patients ready for discharge

Numbers by Local Authority Partner and principal reason; as at January 2005 census

Principal Reason	Number outwith the six week discharge planning period ¹	Patients ready for discharge															
		Total ²	Local Authority Partner														
			Argyll & Bute		W Dunbarton- shire		Inverclyde		Renfrewshire		Scottish Borders		East Ayrshire		North Ayrshire		
			No. within 6wks ³	No. outwith 6wks ³	No. within 6wks	No. outwith 6wks	No. within 6wks	No. outwith 6wks	No. within 6wks	No. outwith 6wks	No. within 6wks	No. outwith 6wks	No. within 6wks	No. outwith 6wks	No. within 6wks	No. outwith 6wks	
[see next page for other local authority partners]																	
All reasons (including Health Care reasons)⁴	1056	1785	20	25	20	41	12	37	24	39	15	26	5	27	14	26	
All reasons considered to have Social Work Involvement⁵	1007	1624	20	24	20	41	12	35	23	37	14	26	5	27	11	26	
Community Care Assessment	127	428	11	3	15	6	7	7	2	2	7	2	4	12	7	7	
Community Care Assessment (no additional detail) ⁶	-	-	-	-	-	-	-	-	-	-	-	-	-	-	-	-	
awaiting commencement/completion of post-hospital social care assessment	106	394	10	2	15	6	7	4	2	2	7	2	4	10	6	3	
post-hosp social care assessment completed: awaiting agreement of senior social work practitioner	21	34	1	1	-	-	-	3	-	-	-	-	-	2	1	4	
disagreement about social care recommendations between soc work and health services	-	-	-	-	-	-	-	-	-	-	-	-	-	-	-	-	
Community Care Arrangements	627	886	5	14	5	32	5	22	20	25	3	5	-	-	2	1	
Community Care Arrangements (no additional detail) ⁶	-	-	-	-	-	-	-	-	-	-	-	-	-	-	-	-	
awaiting re-start services to discharge home	2	6	-	-	-	-	-	1	-	-	-	-	-	-	2	-	
awaiting new services to discharge home	15	42	-	2	1	-	-	-	-	-	-	-	-	-	-	-	
non-availability of public funding to purchase Residential/Nursng Home Place:	2	3	-	-	-	-	-	-	-	-	-	-	-	-	-	-	
Residential Home place	20	25	-	-	-	1	1	-	1	-	-	-	-	-	-	-	
Nursing Home place	100	145	-	-	-	-	2	6	16	15	-	-	-	-	-	1	
awaiting place availability:	6	10	-	-	-	1	-	-	-	6	-	-	-	-	-	-	
in Local Authority Residential Home	55	67	1	1	-	2	-	1	-	3	-	-	-	-	-	-	
in Independent Residential Home	23	32	-	3	-	-	-	1	-	-	-	-	-	-	-	-	
in Nursing Home (not NHS funded)	273	384	2	2	3	28	2	6	1	4	-	-	-	-	-	-	
in Specialist Residential Facility for younger age groups (<65)	21	21	-	-	-	-	-	3	-	-	-	-	-	-	-	-	
in Specialist Residential Facility (<65) - no facilities exist ⁷	27	28	-	1	-	-	-	-	-	-	-	3	-	-	-	-	
in Specialist Residential Facility for older age groups (65+)	13	17	-	-	-	-	-	2	2	-	1	-	-	-	-	-	
in Specialist Residential Facility (65+) - no facilities exist ⁷	1	1	-	1	-	-	-	-	-	-	-	-	-	-	-	-	
awaiting completion of social care arrangements:	1	2	-	-	-	-	-	-	-	-	-	-	-	-	-	-	
Local Authority Residential Home placement	1	3	-	-	-	-	-	-	-	-	-	-	-	-	-	-	
Independent Residential Home placement	4	5	-	-	-	-	-	-	-	-	-	-	-	-	-	-	
Nursing Home placement (not NHS funded)	10	18	1	-	-	-	-	1	-	-	-	-	-	-	-	-	
In order to live in their own home - awaiting social support (eg carer)	3	4	-	-	-	-	-	-	-	-	-	-	-	-	-	-	
In order to live in their own home - awaiting procurement/delivery of equipment	13	23	-	-	1	-	-	-	-	2	1	-	-	-	-	-	
Specialist Housing provision	37	50	1	4	-	-	-	1	-	3	-	1	-	-	-	-	
Healthcare Assessment⁴	10	16	-	-	-	-	-	1	1	2	-	-	-	-	-	-	
Healthcare Assessment (no additional detail) ⁶	-	-	-	-	-	-	-	-	-	-	-	-	-	-	-	-	
awaiting commencement/completion of post-hospital healthcare assessment	5	6	-	-	-	-	-	1	-	-	-	-	-	-	-	-	
disagreement about healthcare recommendations between social work and health services	1	1	-	-	-	-	-	-	-	-	-	-	-	-	-	-	
change in patient's health circumstances	4	9	-	-	-	-	-	-	1	2	-	-	-	-	-	-	
Healthcare Arrangements⁴	39	145	-	1	-	-	-	1	-	-	1	-	-	-	3	-	
Healthcare Arrangements (no additional detail) ⁶	-	3	-	-	-	-	-	-	-	-	-	-	-	-	3	-	
awaiting completion of healthcare arrangements	1	1	-	-	-	-	-	1	-	-	-	-	-	-	-	-	
awaiting bed availability in other NHS hospital/specialty/facility	34	134	-	-	-	-	-	-	-	-	1	-	-	-	-	-	
awaiting bed availability in other NHS hospital/specialty/facility - no facilities exist ⁷	2	3	-	1	-	-	-	-	-	-	-	-	-	-	-	-	
awaiting bed availability in non-NHS facility (eg hospice)	1	3	-	-	-	-	-	-	-	-	-	-	-	-	-	-	
awaiting availability of transport	-	-	-	-	-	-	-	-	-	-	-	-	-	-	-	-	
awaiting routine discharge	1	1	-	-	-	-	-	-	-	-	-	-	-	-	-	-	
Legal Financial	104	123	1	4	-	2	-	6	1	7	-	-	1	2	-	3	
Legal Financial (no additional detail) ⁶	-	1	-	-	-	-	-	-	-	-	-	-	-	-	-	-	
legal issues (including intervention by patient's lawyer)	16	19	-	-	-	-	-	1	-	-	-	-	-	-	-	-	
Adults with Incapacity Act ⁸	63	76	-	4	-	2	-	-	1	7	-	-	1	1	-	1	
financial and personal assets problem	24	27	1	-	-	-	-	5	-	-	-	-	-	1	-	2	
Disagreements	18	25	1	2	-	-	-	-	-	-	-	1	-	-	-	-	
Disagreements (no additional detail) ⁶	-	-	-	-	-	-	-	-	-	-	-	-	-	-	-	-	
internal family dispute issues	-	2	-	-	-	-	-	-	-	-	-	-	-	-	-	-	
disagreement between patient/carer and health services	10	13	1	2	-	-	-	-	-	-	-	1	-	-	-	-	
disagreement between patient/carer and social work services	2	2	-	-	-	-	-	-	-	-	-	-	-	-	-	-	
disagreement between family and health services	5	6	-	-	-	-	-	-	-	-	-	-	-	-	-	-	
disagreement between family and social work services	1	2	-	-	-	-	-	-	-	-	-	-	-	-	-	-	
Other patient/carer/family related reasons	131	162	2	1	-	1	-	-	-	3	4	18	-	13	2	15	
Other (no additional detail) ⁶	-	-	-	-	-	-	-	-	-	-	-	-	-	-	-	-	
patient exercising statutory right of choice	123	149	1	-	-	1	-	-	-	3	4	18	-	13	2	15	
patient does not qualify for care	-	-	-	-	-	-	-	-	-	-	-	-	-	-	-	-	
family/relatives arranging care	3	4	-	-	-	-	-	-	-	-	-	-	-	-	-	-	
other patient/carer/family-related reason	5	9	1	1	-	-	-	-	-	-	-	-	-	-	-	-	
Principal reason not agreed	-	-	-	-	-	-	-	-	-	-	-	-	-	-	-	-	
Reason for delay not recorded	-	-	-	-	-	-	-	-	-	-	-	-	-	-	-	-	

1. Number of patients ready for discharge with a duration of over 6 weeks (43 days or more), ie the common period for discharge planning agreement timescales across Scotland.

2. Total number of patients ready for discharge, in all specialties, reported as at January 2005 census.

3. The number of patients ready for discharge who are within the six week discharge planning period (42 days or less).

4. A patient ready for discharge is not considered to have social work involvement in the discharge planning process if the principal reason for delay is in the Healthcare groups.

5. A patient ready for discharge is considered to have Social Work involvement if EITHER - he/she has Principal Reason 'Community Care Assessment' or 'Community Care Arrangements'; OR - he/she has Principal Reason in the 'Patient/Carer/Family - related' categories, OR Principal Reason not agreed, OR Principal Reason not recorded AND a date of referral for Social Care Assessment has been recorded.

6. On a number of occasions the reason was recorded to category level only.

7. Prior to the April 2003 census was included in category listed immediately above.

8. Prior to the July 2004 census was included under legal issues listed immediately above.

NHS - Patients ready for discharge

Numbers by Local Authority Partner and principal reason; as at January 2005 census

Principal Reason	Patients ready for discharge															
	Local Authority Partner															
	South Ayrshire		Dumfries & Galloway		Fife		Clackmannan - shire		Falkirk		Stirling		Aberdeen City		Aberdeenshire	
	No. within 6wks ³	No. outwith 6wks ¹	No. within 6wks	No. outwith 6wks	No. within 6wks	No. outwith 6wks	No. within 6wks	No. outwith 6wks	No. within 6wks	No. outwith 6wks	No. within 6wks	No. outwith 6wks	No. within 6wks	No. outwith 6wks	No. within 6wks	No. outwith 6wks
All reasons (including Health Care reasons)⁴	10	55	9	2	34	76	-	3	20	43	8	20	57	81	37	60
All reasons considered to have Social Work Involvement⁵	10	55	3	2	34	73	-	3	19	39	8	20	43	72	29	57
Community Care Assessment	9	14	2	-	4	4	-	-	11	3	3	3	16	8	6	9
Community Care Assessment (no additional detail) ⁶	-	-	-	-	-	-	-	-	-	-	-	-	-	-	-	-
awaiting commencement/completion of post-hospital social care assessment	9	12	2	-	4	4	-	-	11	3	3	3	8	3	6	6
post-hosp social care assessment completed: awaiting agreement of senior social work practitioner	-	2	-	-	-	-	-	-	-	-	-	-	8	5	-	3
disagreement about social care recommendations between soc work and health services	-	-	-	-	-	-	-	-	-	-	-	-	-	-	-	-
Community Care Arrangements	1	32	1	2	17	38	-	2	8	26	4	11	25	58	20	42
Community Care Arrangements (no additional detail) ⁶	-	-	-	-	-	-	-	-	-	-	-	-	-	-	-	-
awaiting re-start services to discharge home	-	-	1	-	-	-	-	-	-	-	-	-	1	-	-	1
awaiting new services to discharge home	-	1	-	1	-	1	-	-	-	-	2	1	-	-	-	1
non-availability of public funding to purchase Residential/Nursng Home Place:	-	-	-	-	-	-	-	-	-	-	-	-	-	-	-	-
Residential Home place	-	1	-	-	-	-	-	-	-	-	-	-	-	-	-	2
Nursing Home place	-	18	-	-	-	1	-	-	-	-	-	-	8	25	2	2
awaiting place availability:	-	-	-	-	-	-	-	-	-	-	-	-	-	-	4	4
in Local Authority Residential Home	-	1	-	-	1	5	-	-	-	-	-	-	3	4	-	1
in Independent Residential Home	-	-	-	-	1	1	-	-	-	-	-	-	-	-	-	-
in Nursing Home (not NHS funded)	1	11	-	-	10	20	-	-	8	18	2	8	13	21	14	25
in Specialist Residential Facility for younger age groups (<65)	-	-	-	-	-	-	-	-	-	2	-	-	-	4	-	1
in Specialist Residential Facility (<65) - no facilities exist	-	-	-	-	-	-	-	-	-	-	-	-	-	-	-	2
in Specialist Residential Facility for older age groups (65+)	-	-	1	1	1	1	-	-	4	-	2	-	-	-	-	1
in Specialist Residential Facility (65+) - no facilities exist	-	-	-	-	-	-	-	-	-	-	-	-	-	-	-	-
awaiting completion of social care arrangements:	-	-	-	-	-	-	-	-	-	-	-	-	-	-	-	1
Local Authority Residential Home placement	-	-	-	-	-	1	-	-	-	-	-	-	-	-	-	-
Independent Residential Home placement	-	-	-	-	-	-	-	-	-	-	-	-	-	-	-	-
Nursing Home placement (not NHS funded)	-	-	-	-	3	2	-	-	-	-	-	-	-	-	-	1
In order to live in their own home - awaiting social support (eg carer)	-	-	-	-	-	1	-	-	-	-	-	-	-	-	-	-
In order to live in their own home - awaiting procurement/delivery of equipment	-	-	-	-	1	3	-	1	-	1	-	-	-	-	-	-
Specialist Housing provision	-	-	-	-	-	2	-	1	-	1	-	-	-	4	-	-
Healthcare Assessment⁴	-	-	-	-	-	2	-	-	-	3	-	-	1	-	-	-
Healthcare Assessment (no additional detail) ⁶	-	-	-	-	-	-	-	-	-	-	-	-	-	-	-	-
awaiting commencement/completion of post-hospital healthcare assessment	-	-	-	-	-	-	-	-	-	3	-	-	1	-	-	-
disagreement about healthcare recommendations between social work and health services	-	-	-	-	-	1	-	-	-	-	-	-	-	-	-	-
change in patient's health circumstances	-	-	-	-	-	1	-	-	-	-	-	-	-	-	-	-
Healthcare Arrangements⁴	-	-	6	-	-	1	-	-	1	1	-	-	13	9	8	3
Healthcare Arrangements (no additional detail) ⁶	-	-	-	-	-	-	-	-	-	-	-	-	-	-	-	-
awaiting completion of healthcare arrangements	-	-	-	-	-	-	-	-	-	-	-	-	-	-	-	-
awaiting bed availability in other NHS hospital/specialty/facility	-	-	6	-	-	-	-	-	1	1	-	-	13	9	8	3
awaiting bed availability in other NHS hospital/specialty/facility - no facilities exist	-	-	-	-	-	1	-	-	-	-	-	-	-	-	-	-
awaiting bed availability in non-NHS facility (eg hospice)	-	-	-	-	-	-	-	-	-	-	-	-	-	-	-	-
awaiting availability of transport	-	-	-	-	-	-	-	-	-	-	-	-	-	-	-	-
awaiting routine discharge	-	-	-	-	-	-	-	-	-	-	-	-	-	-	-	-
Legal Financial	-	9	-	-	1	6	-	-	-	7	1	3	1	4	2	5
Legal Financial (no additional detail) ⁶	-	1	-	-	-	-	-	-	-	-	-	-	-	-	-	-
legal issues (including intervention by patient's lawyer)	-	2	-	-	-	-	-	-	-	1	-	-	1	1	-	-
Adults with Incapacity Act ⁵	-	1	-	-	1	6	-	-	-	3	-	2	-	3	1	3
financial and personal assets problem	-	5	-	-	-	-	-	-	-	3	1	1	-	-	1	2
Disagreements	-	-	-	-	-	-	-	-	1	-	-	1	2	1	-	-
Disagreements (no additional detail) ⁶	-	-	-	-	-	-	-	-	-	-	-	-	-	-	-	-
internal family dispute issues	-	-	-	-	-	-	-	-	-	-	-	-	-	-	1	-
disagreement between patient/carer and health services	-	-	-	-	-	-	-	-	-	-	-	-	-	-	-	-
disagreement between patient/carer and social work services	-	-	-	-	-	-	-	-	-	-	-	-	-	-	-	-
disagreement between family and health services	-	-	-	-	-	-	-	-	1	-	-	1	1	-	-	-
disagreement between family and social work services	-	-	-	-	-	-	-	-	-	-	-	-	1	-	-	-
Other patient/carer/family related reasons	-	-	-	-	12	25	-	1	-	2	-	3	-	-	-	1
Other (no additional detail) ⁶	-	-	-	-	-	-	-	-	-	-	-	-	-	-	-	-
patient exercising statutory right of choice	-	-	-	-	12	24	-	1	-	1	-	3	-	-	-	-
patient does not qualify for care	-	-	-	-	-	-	-	-	-	-	-	-	-	-	-	-
family/relatives arranging care	-	-	-	-	-	-	-	-	-	-	-	-	-	-	-	1
other patient/carer/family-related reason	-	-	-	-	-	1	-	-	-	1	-	-	-	-	-	-
Principal reason not agreed	-	-	-	-	-	-	-	-	-	-	-	-	-	-	-	-
Reason for delay not recorded	-	-	-	-	-	-	-	-	-	-	-	-	-	-	-	-

1. Number of patients ready for discharge with a duration of over 6 weeks (43 days or more), ie the common period for discharge planning agreement timescales across Scotland.

2. Total number of patients ready for discharge, in all specialties, reported as at January 2005 census.

3. The number of patients ready for discharge who are within the six week discharge planning period (42 days or less).

4. A patient ready for discharge is not considered to have social work involvement in the discharge planning process if the principal reason for delay is in the Healthcare groups.

5. A patient ready for discharge is considered to have Social Work involvement if EITHER - he/she has Principal Reason 'Community Care Assessment' or 'Community Care Arrangements'; OR - he/she has Principal Reason in the 'Patient/Carer/Family - related' categories. OR Principal Reason not agreed, OR Principal Reason not recorded AND a date of referral for Social Care Assessment has been recorded.

6. On a number of occasions the reason was recorded to category level only.

7. Prior to the April 2003 census was included in category listed immediately above.

8. Prior to the July 2004 census was included under legal issues listed immediately above.

NHS - Patients ready for discharge

Numbers by Local Authority Partner and principal reason; as at January 2005 census

Principal Reason	Patients ready for discharge																	
	Local Authority Partner																	
	Moray		E Dunbarton - shire		Glasgow City		East Renfrew - shire		Highland		North Lanark - shire		South Lanark - shire		City of Edinburgh		East Lothian	
No. within 6wks ¹	No. outwith 6wks ¹	No. within 6wks	No. outwith 6wks	No. within 6wks	No. outwith 6wks	No. within 6wks	No. outwith 6wks	No. within 6wks	No. outwith 6wks	No. within 6wks	No. outwith 6wks	No. within 6wks	No. outwith 6wks	No. within 6wks	No. outwith 6wks	No. within 6wks	No. outwith 6wks	
All reasons (including Health Care reasons)¹	2	14	11	6	107	82	10	8	18	54	32	20	41	28	103	169	20	14
All reasons considered to have Social Work Involvement²	2	14	11	6	96	81	7	8	18	54	31	20	32	25	76	156	13	13
Community Care Assessment	-	-	11	2	76	16	3	2	6	11	23	1	15	2	28	4	1	-
Community Care Assessment (no additional detail) ³	-	-	-	-	-	-	-	-	-	-	-	-	-	-	-	-	-	-
awaiting commencement/completion of post-hospital social care assessment	-	-	11	2	76	16	3	2	4	10	23	1	15	2	28	4	1	-
post-hosp social care assessment completed: awaiting agreement of senior social work practitioner	-	-	-	-	-	-	-	-	2	1	-	-	-	-	-	-	-	-
disagreement about social care recommendations between soc work and health services	-	-	-	-	-	-	-	-	-	-	-	-	-	-	-	-	-	-
Community Care Arrangements	2	7	-	1	12	44	3	1	11	37	7	4	13	13	44	130	12	10
Community Care Arrangements (no additional detail) ³	-	-	-	-	-	-	-	-	-	-	-	-	-	-	-	-	-	-
awaiting re-start services to discharge home	-	-	-	-	-	-	-	-	-	-	-	-	-	-	-	-	-	-
awaiting new services to discharge home	-	-	-	-	-	-	-	-	-	-	-	-	3	1	12	4	3	-
non-availability of public funding to purchase Residential/Nursng Home Place:	-	-	-	-	-	-	-	-	1	2	-	-	-	-	-	-	-	-
Residential Home place	1	-	-	-	5	-	-	1	7	-	-	-	-	1	-	-	-	-
Nursing Home place	-	2	-	-	2	1	-	-	3	22	4	2	3	1	-	-	-	-
awaiting place availability:	-	-	-	-	1	-	-	-	-	-	-	-	-	-	-	-	-	-
in Local Authority Residential Home	-	-	-	-	1	3	-	-	-	1	-	-	-	3	1	13	1	1
in Independent Residential Home	-	1	-	-	1	3	1	-	-	-	-	-	-	-	3	10	-	-
in Nursing Home (not NHS funded)	-	-	4	-	1	6	16	1	1	3	-	1	6	4	22	69	8	5
in Specialist Residential Facility for younger age groups (<65)	-	-	-	-	-	4	-	-	-	-	-	-	-	1	-	5	-	1
in Specialist Residential Facility (<65) - no facilities exist ⁴	-	-	-	-	-	-	-	-	-	-	-	-	-	-	1	14	-	3
in Specialist Residential Facility for older age groups (65+)	-	-	-	-	-	1	-	-	-	-	-	-	-	-	-	-	-	-
in Specialist Residential Facility (65+) - no facilities exist ⁴	-	-	-	-	-	-	-	-	-	-	-	-	-	-	-	-	-	-
awaiting completion of social care arrangements:	-	-	-	-	-	-	-	-	1	-	-	-	-	-	-	-	-	-
Local Authority Residential Home placement	-	-	-	-	1	-	-	-	1	-	-	-	-	-	-	-	-	-
Independent Residential Home placement	-	-	-	-	-	-	-	-	-	1	-	-	-	-	1	2	-	-
Nursing Home placement (not NHS funded)	-	-	-	-	-	-	-	-	-	-	2	-	-	1	1	4	-	-
In order to live in their own home - awaiting social support (eg carer)	-	-	-	-	-	2	-	-	-	-	-	-	-	-	-	-	-	-
In order to live in their own home - awaiting procurement/delivery of equipment	-	-	-	-	3	1	-	1	-	1	1	-	-	1	2	-	-	-
Specialist Housing provision	1	-	-	-	1	5	-	-	2	1	-	-	1	1	2	7	-	-
Healthcare Assessment⁴	-	-	-	-	1	1	-	-	-	-	-	-	-	-	-	1	-	-
Healthcare Assessment (no additional detail) ³	-	-	-	-	-	-	-	-	-	-	-	-	-	-	-	-	-	-
awaiting commencement/completion of post-hospital healthcare assessment	-	-	-	-	-	-	-	-	-	-	-	-	-	-	-	1	-	-
disagreement about healthcare recommendations between social work and health services	-	-	-	-	-	-	-	-	-	-	-	-	-	-	-	-	-	-
change in patient's health circumstances	-	-	-	-	1	1	-	-	-	-	-	-	-	-	-	-	-	-
Healthcare Arrangements⁴	-	-	-	-	10	-	3	-	-	1	-	9	3	27	12	7	1	-
Healthcare Arrangements (no additional detail) ³	-	-	-	-	-	-	-	-	-	-	-	-	-	-	-	-	-	-
awaiting completion of healthcare arrangements	-	-	-	-	-	-	-	-	-	-	-	-	-	-	-	-	-	-
awaiting bed availability in other NHS hospital/specialty/facility	-	-	-	-	10	-	3	-	-	1	-	9	3	27	12	7	-	-
awaiting bed availability in other NHS hospital/specialty/facility - no facilities exist ⁴	-	-	-	-	-	-	-	-	-	-	-	-	-	-	-	-	-	-
awaiting bed availability in non-NHS facility (eg hospice)	-	-	-	-	-	-	-	-	-	-	-	-	-	-	-	-	-	-
awaiting availability of transport	-	-	-	-	-	-	-	-	-	-	-	-	-	-	-	-	-	-
awaiting routine discharge	-	-	-	-	-	-	-	-	-	-	-	-	-	-	-	-	-	1
Legal Financial	-	1	-	2	3	14	-	-	1	3	-	4	3	8	2	10	-	-
Legal Financial (no additional detail) ³	-	-	-	-	-	-	-	-	-	-	-	-	-	-	-	-	-	-
legal issues (including intervention by patient's lawyer)	-	1	-	1	-	-	-	-	-	2	-	-	-	-	2	7	-	-
Adults with Incapacity Act ⁵	-	-	-	3	14	-	-	-	1	-	-	4	3	8	-	-	-	-
financial and personal assets problem	-	-	-	1	-	-	-	-	-	1	-	-	-	-	-	3	-	-
Disagreements	-	1	-	2	1	-	1	-	3	-	1	-	-	-	4	-	-	-
Disagreements (no additional detail) ³	-	-	-	-	-	-	-	-	-	-	-	-	-	-	-	-	-	-
internal family dispute issues	-	-	-	-	-	-	-	-	-	-	-	-	-	-	-	-	-	-
disagreement between patient/carer and health services	-	-	-	1	1	-	1	-	2	-	1	-	-	-	1	-	-	-
disagreement between patient/carer and social work services	-	-	-	-	-	-	-	-	1	-	-	-	-	-	1	-	-	-
disagreement between family and health services	-	1	-	-	-	-	-	-	-	-	-	-	-	-	2	-	-	-
disagreement between family and social work services	-	-	-	1	-	-	-	-	-	-	-	-	-	-	-	-	-	-
Other patient/carer/family related reasons	-	5	-	1	3	6	1	4	-	1	10	1	2	2	8	-	3	-
Other (no additional detail) ³	-	-	-	-	-	-	-	-	-	-	-	-	-	-	-	-	-	-
patient exercising statutory right of choice	-	5	-	1	2	6	1	3	-	1	10	1	2	-	6	-	2	-
patient does not qualify for care	-	-	-	-	-	-	-	-	-	-	-	-	-	-	-	-	-	-
family/relatives arranging care	-	-	-	-	-	-	-	-	-	-	-	-	-	1	1	-	1	-
other patient/carer/family-related reason	-	-	-	1	-	-	1	-	-	-	-	-	-	1	1	-	-	-
Principal reason not agreed	-	-	-	-	-	-	-	-	-	-	-	-	-	-	-	-	-	-
Reason for delay not recorded	-	-	-	-	-	-	-	-	-	-	-	-	-	-	-	-	-	-

[see previous and next page for total and other local authority partners]

1. Number of patients ready for discharge with a duration of over 6 weeks (43 days or more), ie the common period for discharge planning agreement timescales across Scotland.

2. Total number of patients ready for discharge, in all specialties, reported as at January 2005 census.

3. The number of patients ready for discharge who are within the six week discharge planning period (42 days or less).

4. A patient ready for discharge is not considered to have social work involvement in the discharge planning process if the principal reason for delay is in the Healthcare groups.

5. A patient ready for discharge is considered to have Social Work involvement if: EITHER - he/she has Principal Reason 'Community Care Assessment' or 'Community Care Arrangements'; OR - he/she has Principal Reason in the 'Patient/Carer/Family - related' categories, OR Principal Reason not agreed, OR Principal Reason not recorded AND a date of referral for Social Care Assessment has been recorded.

6. On a number of occasions the reason was recorded to category level only.

7. Prior to the April 2003 census was included in category listed immediately above.

8. Prior to the July 2004 census was included under legal issues listed immediately above.

NHS - Patients ready for discharge

Numbers by Local Authority Partner and principal reason; as at January 2005 census

Principal Reason	Patients ready for discharge																	
	Local Authority Partner																	
	Midlothian		West Lothian		Orkney		Shetland		Angus		Dundee City		Perth & Kinross		Comhairle nan Eilean Siar		Local Authority Partner not identified	
No. within 6wks ¹	No. outwith 6wks ¹	No. within 6wks	No. outwith 6wks	No. within 6wks	No. outwith 6wks	No. within 6wks	No. outwith 6wks	No. within 6wks	No. outwith 6wks	No. within 6wks	No. outwith 6wks	No. within 6wks	No. outwith 6wks	No. within 6wks	No. outwith 6wks	No. within 6wks	No. outwith 6wks	
All reasons (including Health Care reasons)⁴	19	12	14	8	-	4	-	2	14	6	30	29	19	19	2	16	2	4
All reasons considered to have Social Work Involvement⁵	12	11	12	7	-	4	-	2	14	5	22	27	18	18	1	16	1	3
Community Care Assessment	5	-	6	1	-	1	-	-	9	1	6	3	8	3	-	-	-	-
Community Care Assessment (no additional detail) ⁶	-	-	-	-	-	-	-	-	-	-	-	-	-	-	-	-	-	-
awaiting commencement/completion of post-hospital social care assessment	5	-	6	1	-	1	-	-	9	1	5	3	8	3	-	-	-	-
post-hosp social care assessment completed: awaiting agreement of senior social work practitioner	-	-	-	-	-	-	-	-	-	-	1	-	-	-	-	-	-	-
disagreement about social care recommendations between soc work and health services	-	-	-	-	-	-	-	-	-	-	-	-	-	-	-	-	-	-
Community Care Arrangements	7	9	4	4	-	3	-	2	3	3	16	24	8	7	-	15	1	3
Community Care Arrangements (no additional detail) ⁶	-	-	-	-	-	-	-	-	-	-	-	-	-	-	-	-	-	-
awaiting re-start services to discharge home	-	-	-	-	-	-	-	-	-	-	-	-	-	-	-	-	-	-
awaiting new services to discharge home	1	-	1	-	-	-	-	-	-	-	4	3	-	-	-	-	-	-
non-availability of public funding to purchase Residential/Nursng Home Place:	-	-	-	-	-	-	-	-	-	-	-	-	-	-	-	-	-	-
Residential Home place	-	1	-	-	-	-	-	-	1	-	-	-	1	1	-	-	-	-
Nursing Home place	-	-	-	-	-	-	-	-	1	-	-	-	4	4	-	-	-	-
awaiting place availability:	-	-	-	-	-	-	-	-	-	-	-	-	-	-	-	-	-	-
in Local Authority Residential Home	1	2	-	-	-	3	-	2	-	-	3	5	-	-	-	4	-	-
in Independent Residential Home	-	-	-	-	-	-	-	-	-	1	2	2	1	1	-	-	-	-
in Nursing Home (not NHS funded)	3	3	3	2	-	-	-	-	-	3	10	2	1	-	10	-	-	-
in Specialist Residential Facility for younger age groups (<65)	-	-	-	-	-	-	-	-	-	-	-	-	-	-	-	-	-	-
in Specialist Residential Facility (<65) - no facilities exist ⁷	-	3	-	1	-	-	-	-	-	-	-	-	-	-	-	-	-	-
in Specialist Residential Facility for older age groups (65+)	-	-	-	-	-	-	-	-	-	-	-	-	-	-	-	-	-	1
in Specialist Residential Facility (65+) - no facilities exist ⁷	-	-	-	-	-	-	-	-	-	-	-	-	-	-	-	-	-	-
awaiting completion of social care arrangements:	-	-	-	-	-	-	-	-	-	-	-	-	-	-	-	-	-	-
Local Authority Residential Home placement	-	-	-	-	-	-	-	-	-	-	-	-	-	-	-	-	-	-
Independent Residential Home placement	-	-	-	-	-	-	-	-	-	-	-	1	-	-	-	-	-	-
Nursing Home placement (not NHS funded)	-	-	-	-	-	-	-	-	-	1	1	-	-	-	-	-	-	-
In order to live in their own home - awaiting social support (eg carer)	-	-	-	-	-	-	-	-	-	1	-	-	-	-	-	-	-	-
In order to live in their own home - awaiting procurement/delivery of equipment	1	-	-	-	-	-	-	-	-	1	-	-	-	-	-	1	-	-
Specialist Housing provision	1	-	-	1	-	-	-	-	2	1	1	2	-	-	-	-	1	2
Healthcare Assessment⁴	-	-	-	-	-	-	-	-	-	-	3	-	-	-	-	-	-	-
Healthcare Assessment (no additional detail) ⁶	-	-	-	-	-	-	-	-	-	-	-	-	-	-	-	-	-	-
awaiting commencement/completion of post-hospital healthcare assessment	-	-	-	-	-	-	-	-	-	-	-	-	-	-	-	-	-	-
disagreement about healthcare recommendations between social work and health services	-	-	-	-	-	-	-	-	-	-	-	-	-	-	-	-	-	-
change in patient's health circumstances	-	-	-	-	-	-	-	-	-	-	3	-	-	-	-	-	-	-
Healthcare Arrangements⁴	7	1	2	1	-	-	-	-	-	1	5	2	1	1	1	-	1	1
Healthcare Arrangements (no additional detail) ⁶	-	-	-	-	-	-	-	-	-	-	-	-	-	-	-	-	-	-
awaiting completion of healthcare arrangements	-	-	-	-	-	-	-	-	-	-	-	-	-	-	-	-	-	-
awaiting bed availability in other NHS hospital/specialty/facility	7	1	2	1	-	-	-	-	-	-	4	2	-	1	-	-	1	1
awaiting bed availability in other NHS hospital/specialty/facility - no facilities exist ⁷	-	-	-	-	-	-	-	-	-	-	-	-	-	-	1	-	-	-
awaiting bed availability in non-NHS facility (eg hospice)	-	-	-	-	-	-	-	-	1	1	-	1	-	-	-	-	-	-
awaiting availability of transport	-	-	-	-	-	-	-	-	-	-	-	-	-	-	-	-	-	-
awaiting routine discharge	-	-	-	-	-	-	-	-	-	-	-	-	-	-	-	-	-	-
Legal Financial	-	-	1	1	-	-	-	-	1	1	-	-	-	2	-	-	-	-
Legal Financial (no additional detail) ⁶	-	-	-	-	-	-	-	-	-	-	-	-	-	-	-	-	-	-
legal issues (including intervention by patient's lawyer)	-	-	-	-	-	-	-	-	-	-	-	-	-	-	-	-	-	-
Adults with Incapacity Act ⁸	-	-	1	1	-	-	-	-	1	1	-	-	-	2	-	-	-	-
financial and personal assets problem	-	-	-	-	-	-	-	-	-	-	-	-	-	-	-	-	-	-
Disagreements	-	-	1	1	-	-	-	-	-	-	-	-	-	-	1	-	-	-
Disagreements (no additional detail) ⁶	-	-	-	-	-	-	-	-	-	-	-	-	-	-	-	-	-	-
internal family dispute issues	-	-	-	-	-	-	-	-	-	-	-	-	-	-	1	-	-	-
disagreement between patient/carer and health services	-	-	1	1	-	-	-	-	-	-	-	-	-	-	-	-	-	-
disagreement between patient/carer and social work services	-	-	-	-	-	-	-	-	-	-	-	-	-	-	-	-	-	-
disagreement between family and health services	-	-	-	-	-	-	-	-	-	-	-	-	-	-	-	-	-	-
disagreement between family and social work services	-	-	-	-	-	-	-	-	-	-	-	-	-	-	-	-	-	-
Other patient/carer/family related reasons	-	2	-	-	-	-	-	-	1	-	-	-	2	6	-	1	-	-
Other (no additional detail) ⁶	-	-	-	-	-	-	-	-	-	-	-	-	-	-	-	-	-	-
patient exercising statutory right of choice	-	2	-	-	-	-	-	-	-	-	-	-	2	6	-	1	-	-
patient does not qualify for care	-	-	-	-	-	-	-	-	-	-	-	-	-	-	-	-	-	-
family/relatives arranging care	-	-	-	-	-	-	-	-	-	-	-	-	-	-	-	-	-	-
other patient/carer/family-related reason	-	-	-	-	-	-	-	-	1	-	-	-	-	-	-	-	-	-
Principal reason not agreed	-	-	-	-	-	-	-	-	-	-	-	-	-	-	-	-	-	-
Reason for delay not recorded	-	-	-	-	-	-	-	-	-	-	-	-	-	-	-	-	-	-

[see previous pages for total and other local authority partners]

1. Number of patients ready for discharge with a duration of over 6 weeks (43 days or more), ie the common period for discharge planning agreement timescales across Scotland.

2. Total number of patients ready for discharge, in all specialties, reported as at January 2005 census.

3. The number of patients ready for discharge who are within the six week discharge planning period (42 days or less).

4. A patient ready for discharge is not considered to have social work involvement in the discharge planning process if the principal reason for delay is in the Healthcare groups.

5. A patient ready for discharge is considered to have Social Work involvement if: EITHER - he/she has Principal Reason 'Community Care Assessment' or 'Community Care Arrangements'; OR - he/she has Principal Reason in the 'Patient/Carer/Family - related' categories, OR Principal Reason not agreed, OR Principal Reason not recorded AND a date of referral for Social Care Assessment has been recorded.

6. On a number of occasions the reason was recorded to category level only.

7. Prior to the April 2003 census was included in category listed immediately above.

8. Prior to the July 2004 census was included under legal issues listed immediately above.

Table 2

NHS - Patients ready for discharge
Numbers by Local Authority Partner and duration of delay
as at January 2005 census

Local Authority Partner	Total number of patients ready for discharge ¹	Number of patients, ready for discharge, considered to have Social Work involvement ²													
		Duration (weeks) ³													
		Total ²	1	2	3	4	5	6	7	8	9	10	11	12	
Scotland	1785	1624	129	105	80	89	112	102	79	62	75	59	60	35	
Argyll & Bute	45	44	9	3	2	1	3	2	1	-	2	-	1	1	
West Dunbartonshire	61	61	9	5	1	2	1	2	1	2	4	1	1	1	
Inverclyde	49	47	1	3	1	3	4	-	6	1	5	1	-	3	
Renfrewshire	63	60	4	3	3	3	6	4	1	-	4	3	4	-	
Scottish Borders	41	40	3	2	1	2	2	4	2	1	2	-	2	1	
East Ayrshire	32	32	-	1	-	-	2	2	1	2	4	-	4	-	
North Ayrshire	40	37	1	2	1	3	2	2	1	3	-	3	-	-	
South Ayrshire	65	65	2	1	-	1	3	3	3	5	2	2	8	3	
Dumfries & Galloway	11	5	-	-	2	1	-	-	-	-	-	-	-	-	
Fife	110	107	1	7	1	5	8	12	4	7	8	8	6	1	
Clackmannanshire	3	3	-	-	-	-	-	-	1	1	-	-	-	-	
Falkirk	63	58	2	1	4	4	3	5	3	-	1	-	4	2	
Stirling	28	28	-	-	1	2	3	2	3	2	1	1	2	1	
Aberdeen City	138	115	4	5	5	6	7	16	7	3	5	7	5	4	
Aberdeenshire	97	86	4	10	2	4	6	3	3	2	6	6	2	-	
Moray	16	16	-	-	-	1	-	1	-	1	3	-	-	1	
East Dunbartonshire	17	17	5	1	-	5	-	-	-	1	2	1	-	-	
Glasgow City	189	177	10	17	13	18	23	15	9	6	8	7	2	3	
East Renfrewshire	18	15	-	2	-	1	3	1	1	2	-	-	-	-	
Highland	72	72	2	1	1	6	4	4	1	3	3	2	4	4	
North Lanarkshire	52	51	5	13	2	5	5	1	1	3	3	2	2	1	
South Lanarkshire	69	57	9	5	1	4	7	6	4	2	2	4	2	2	
City of Edinburgh	272	232	18	15	21	6	7	9	16	7	6	6	4	6	
East Lothian	34	26	2	1	3	1	4	2	1	1	-	2	-	-	
Midlothian	31	23	11	-	1	-	-	-	1	1	-	-	-	-	
West Lothian	22	19	1	-	10	-	1	-	-	2	-	-	1	-	
Orkney	4	4	-	-	-	-	-	-	-	-	1	1	1	-	
Shetland	2	2	-	-	-	-	-	-	-	-	-	-	1	-	
Angus	20	19	8	1	2	1	1	1	2	-	-	-	1	-	
Dundee City	59	49	8	1	2	3	5	3	2	2	2	2	1	1	
Perth & Kinross	38	36	9	4	-	1	2	2	4	2	1	-	-	-	
Comhairle nan Eilean Siar	18	17	1	-	-	-	-	-	-	-	-	-	1	-	
Local Authority Partner not identified	6	4	-	1	-	-	-	-	-	-	-	-	1	-	

/ continued

1 Total number of patients ready for discharge, in all specialties, reported as at January 2005 census.

2 A patient ready for discharge is considered to have Social Work Involvement if : EITHER - he/she has Principal Reason 'Community Care Assessment' or 'Community Care Arrangements'; OR - he/she has Principal Reason in the 'Patient/Carer/Family - related' categories, OR Principal Reason not agreed, OR Principal Reason not recorded AND a date of referral for Social Care Assessment has been recorded.

3 Calculated on the number of cases where a ready for discharge date was recorded. Duration calculated from Ready for Discharge Date to January 2005 census date. Expressed in whole weeks (e.g. up to, and including, two weeks).

4 Number of cases where Ready for Discharge Date was not recorded.

5 The number of patients ready for discharge, considered to have social work involvement, with a duration of over 6 weeks (43 days or more), ie the common period for discharge planning agreement timescales across Scotland.

Table 2

NHS - Patients ready for discharge
Numbers by Local Authority Partner and duration of delay
as at January 2005 census

Number of patients, ready for discharge, considered to have Social Work involvement ²							Local Authority Partner		
Duration (weeks) ³		Duration (months) ³				Not recorded ⁴	Total ²	who are outwith the six week discharge planning period ⁵	
0-6	7-12	3-5	6-8	9-11	12 +				
617	370	385	146	44	62	-	1624	1007	Scotland
20	5	8	3	4	4	-	44	24	Argyll & Bute
20	10	16	6	4	5	-	61	41	West Dunbartonshire
12	16	9	2	2	6	-	47	35	Inverclyde
23	12	14	4	1	6	-	60	37	Renfrewshire
14	8	11	3	1	3	-	40	26	Scottish Borders
5	11	10	6	-	-	-	32	27	East Ayrshire
11	7	16	2	1	-	-	37	26	North Ayrshire
10	23	26	5	-	1	-	65	55	South Ayrshire
3	-	2	-	-	-	-	5	2	Dumfries & Galloway
34	34	24	11	3	1	-	107	73	Fife
-	2	-	-	1	-	-	3	3	Clackmannanshire
19	10	13	10	5	1	-	58	39	Falkirk
8	10	7	3	-	-	-	28	20	Stirling
43	31	24	8	2	7	-	115	72	Aberdeen City
29	19	20	15	1	2	-	86	57	Aberdeenshire
2	5	5	4	-	-	-	16	14	Moray
11	4	2	-	-	-	-	17	6	East Dunbartonshire
96	35	25	13	2	6	-	177	81	Glasgow City
7	3	5	-	-	-	-	15	8	East Renfrewshire
18	17	22	14	1	-	-	72	54	Highland
31	12	7	1	-	-	-	51	20	North Lanarkshire
32	16	5	-	3	1	-	57	25	South Lanarkshire
76	45	68	23	8	12	-	232	156	City of Edinburgh
13	4	5	1	1	2	-	26	13	East Lothian
12	2	4	2	-	3	-	23	11	Midlothian
12	3	1	2	1	-	-	19	7	West Lothian
-	3	-	1	-	-	-	4	4	Orkney
-	1	-	1	-	-	-	2	2	Shetland
14	3	2	-	-	-	-	19	5	Angus
22	10	15	2	-	-	-	49	27	Dundee City
18	7	8	3	-	-	-	36	18	Perth & Kinross
1	1	10	-	3	2	-	17	16	Comhairle nan Eilean Siar
1	1	1	1	-	-	-	4	3	Local Authority Partner not identified

1 Total number of patients ready for discharge, in all specialties, reported as at January 2005 census.

2 A patient ready for discharge is considered to have Social Work Involvement if : EITHER - he/she has Principal Reason 'Community Care Assessment' or 'Community Care Arrangements'; OR - he/she has Principal Reason in the 'Patient/Carer/Family - related' categories, OR Principal Reason not agreed, OR Principal Reason not recorded AND a date of referral for Social Care Assessment has been recorded.

3 Calculated on the number of cases where a ready for discharge date was recorded. Duration calculated from Ready for Discharge Date to January 2005 census date. Expressed in whole weeks (e.g. up to, and including, two weeks).

4 Number of cases where Ready for Discharge Date was not recorded.

5 The number of patients ready for discharge, considered to have social work involvement, with a duration of over 6 weeks (43 days or more), ie the common period for discharge planning agreement timescales across Scotland.

Table 3

NHS - Patients ready for discharge
Numbers by principal reason group and duration; by Local Authority Partner
as at January 2005 census

Local Authority Partner	Total ¹	Patients ready for discharge, outwith the six week discharge planning period							Number of patients, ready for discharge, considered to have Social Work Involvement ⁷			
		Total number outwith the six week discharge planning period ²	Principal reason group					reported as being 'Self-funders' ⁶	who are outwith the six week discharge planning period ²	Total		
			Social care ³	Health care ⁴	Patient/carer/family related ⁵	Principal reason not agreed	Principal reason not recorded			Duration (days) ⁸	Median ⁹	mean ⁹
Scotland	1785	1056	754	49	253	-	-	62	1007	1624	60	106
Argyll & Bute	45	25	17	1	7	-	-	2	24	44	61	131
West Dunbartonshire	61	41	38	-	3	-	-	-	41	61	87	131
Inverclyde	49	37	29	2	6	-	-	2	35	47	62	191
Renfrewshire	63	39	27	2	10	-	-	2	37	60	67	124
Scottish Borders	41	26	7	-	19	-	-	-	26	40	73	159
East Ayrshire	32	27	12	-	15	-	-	1	27	32	81	105
North Ayrshire	40	26	8	-	18	-	-	-	26	37	86	85
South Ayrshire	65	55	46	-	9	-	-	3	55	65	81	97
Dumfries & Galloway	11	2	2	-	-	-	-	-	2	5		
Fife	110	76	42	3	31	-	-	2	73	107	64	90
Clackmannanshire	3	3	2	-	1	-	-	-	3	3		
Falkirk	63	43	29	4	10	-	-	2	39	58	84	121
Stirling	28	20	14	-	6	-	-	3	20	28	63	86
Aberdeen City	138	81	66	9	6	-	-	9	72	115	60	104
Aberdeenshire	97	60	51	3	6	-	-	7	57	86	66	103
Moray	16	14	7	-	7	-	-	1	14	16	99	124
East Dunbartonshire	17	6	3	-	3	-	-	-	6	17	24	40
Glasgow City	189	82	60	1	21	-	-	2	81	177	39	92
East Renfrewshire	18	8	3	-	5	-	-	-	8	15	46	64
Highland	72	54	48	-	6	-	-	3	54	72	87	109
North Lanarkshire	52	20	5	-	15	-	-	1	20	51	30	43
South Lanarkshire	69	28	15	3	10	-	-	2	25	57	39	64
City of Edinburgh	272	169	134	13	22	-	-	18	156	232	79	129
East Lothian	34	14	10	1	3	-	-	1	13	26	43	164
Midlothian	31	12	9	1	2	-	-	-	11	23	15	152
West Lothian	22	8	5	1	2	-	-	-	7	19	21	64
Orkney	4	4	4	-	-	-	-	-	4	4		
Shetland	2	2	2	-	-	-	-	-	2	2		
Angus	20	6	4	1	1	-	-	-	5	19	17	34
Dundee City	59	29	27	2	-	-	-	-	27	49	51	61
Perth & Kinross	38	19	10	1	8	-	-	-	18	36	42	60
Comhairle nan Eilean Siar	18	16	15	-	1	-	-	1	16	17	151	190
Local Authority Partner not identified	6	4	3	1	-	-	-	-	3	4		

1 Total number of patients ready for discharge, in all specialties, reported as at January 2005 census.

2 Number of patients ready for discharge with a duration of over 6 weeks (43 days or more), ie the common period for discharge planning agreement timescales across Scotland.

3 Total number where the principal reason was in the categories Community Care Assessment and Community Care Arrangements.

4 Total number where the principal reason was in the categories Health Care Assessment and Health Care Arrangements.

5 Total number where the principal reason was in the categories Legal/Financial, Carer/Family related, Disagreements and Other Patient/Carer/family - related.

6 Local Authority Partners are not considered to be responsible for the post-hospital care of patients who totally self-fund.

7 A patient ready for discharge is considered to have Social Work involvement if: EITHER - he/she has Principal Reason 'Community Care Assessment' or 'Community Care Arrangements'; OR - he/she has Principal Reason in the 'Patient/Carer/Family - related' categories, OR Principal Reason not agreed, OR Principal Reason not recorded AND a date of referral for Social Care Assessment has been recorded.

8 Calculated on the number of cases where a ready for discharge date was recorded for those considered to have Social Work involvement. Duration calculated from Ready for Discharge Date to January 2005 census date.

9 See Appendix 2.

NHS - Patients ready for discharge

Numbers outwith the six week discharge planning period by principal reason for delay: Scotland; September 2000 to January 2005

There has been a considerable decrease in the number of patients waiting outwith the six week discharge planning period. The October 2001 census shows the point where the figures were at their highest, there were **2,191** patients delayed outwith the six week discharge planning period. At the January 2005 census there were **1,056** patients delayed outwith the six week discharge planning period, a reduction of **51.8%** since the peak.

At each census the most commonly reported reason for delay for those outwith the six week discharge planning period is that the patient is awaiting place availability in a care home/specialist residential facility placement.

At the January 2005 census **41.1%** of all cases outwith the six week discharge planning period were awaiting place availability for a care home/specialist residential facility placement. **12.0%** of patients outwith the six week discharge planning period were delayed due to Community Care Assessment reasons, **11.6%** were awaiting funding to purchase a care home place; **11.6%** were exercising statutory right of choice; **9.8%** were delayed due to Legal/Financial reasons; **6.6%** were waiting to go home; **4.6%** were delayed due to Healthcare reasons; and **2.6%** were delayed due to other reasons.

This chart is available for each individual Local Authority Partner on the Delayed Discharges website.

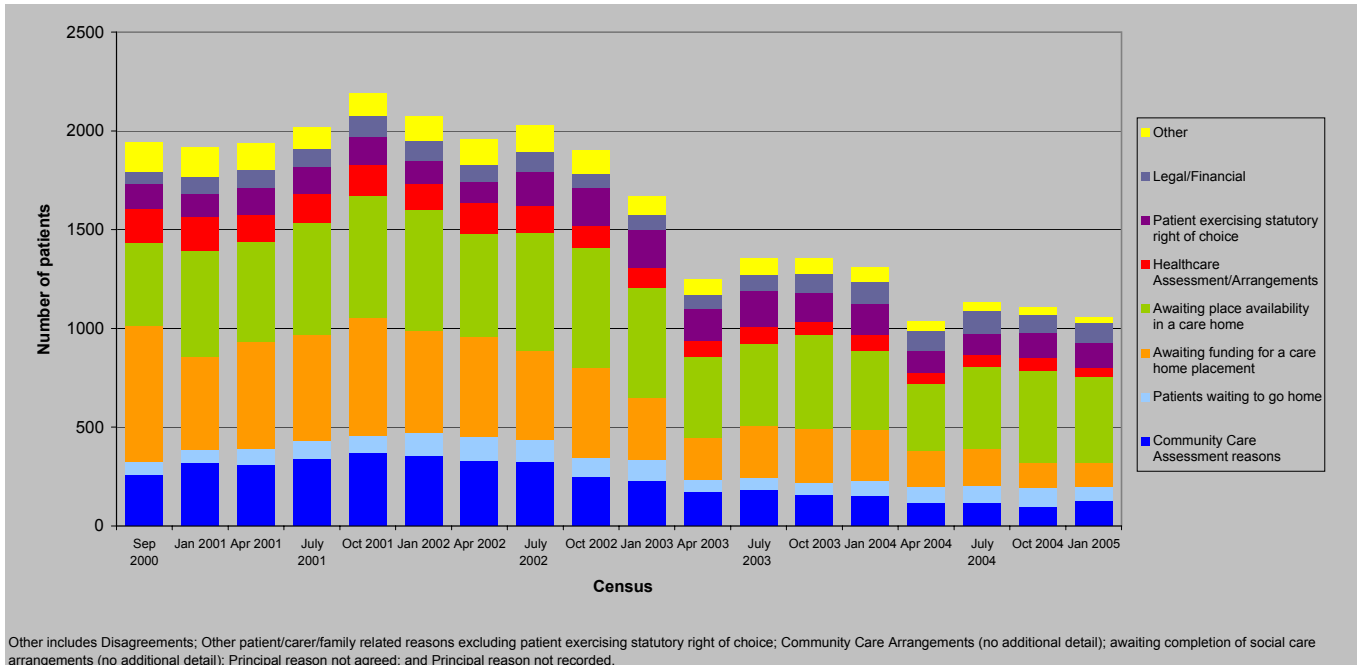


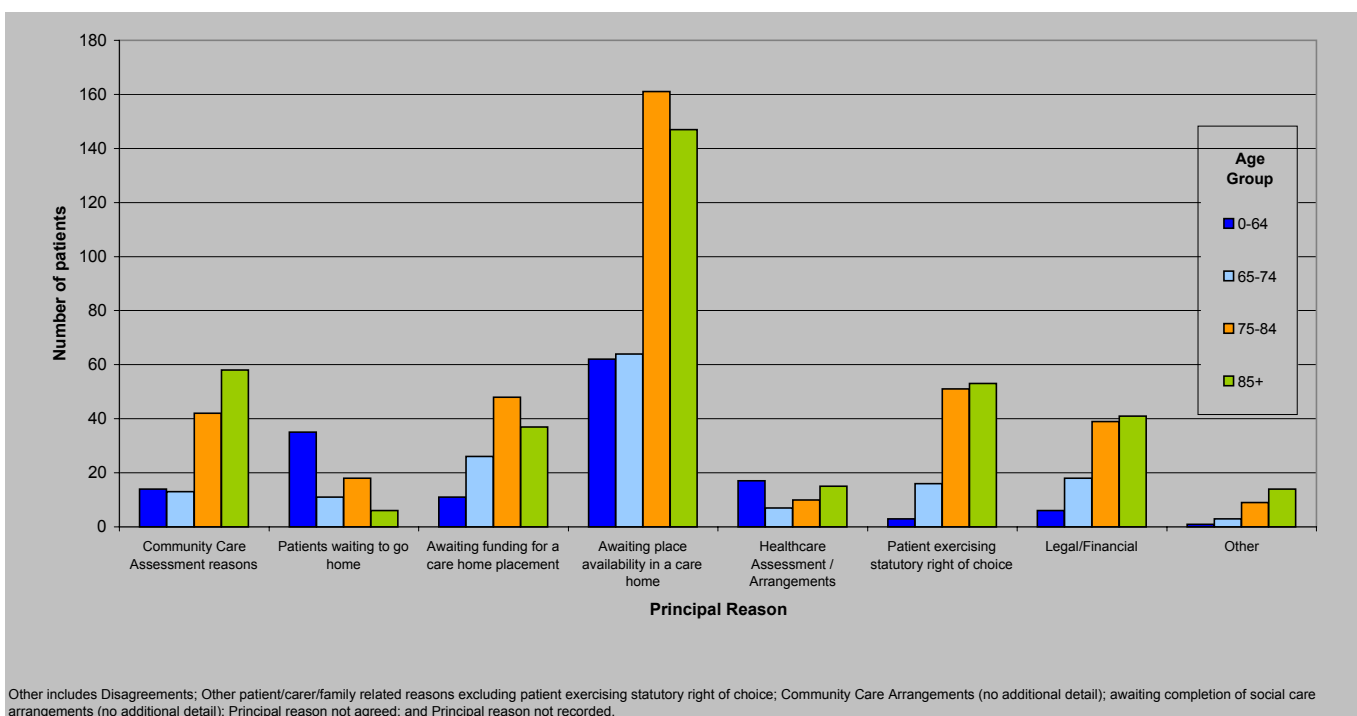
Chart 2

Patients ready for discharge who are outwith the six week discharge planning period by Principal Reason : by Age Group: Scotland; as at January 2005 census

At the January 2005 census **70.9%** of those patients outwith the six week discharge planning period were 75 years of age and over.

The largest decrease in numbers of patients ready for discharge outwith the six week discharge planning period were patients aged 75-84. There were **678** at the January 2005 census compared with **431** at the October 2004 census (-12.3%) (there were **478** at the January 2004 census (-20.9%)).

This chart is available for each individual Local Authority Partner on the Delayed Discharges website.



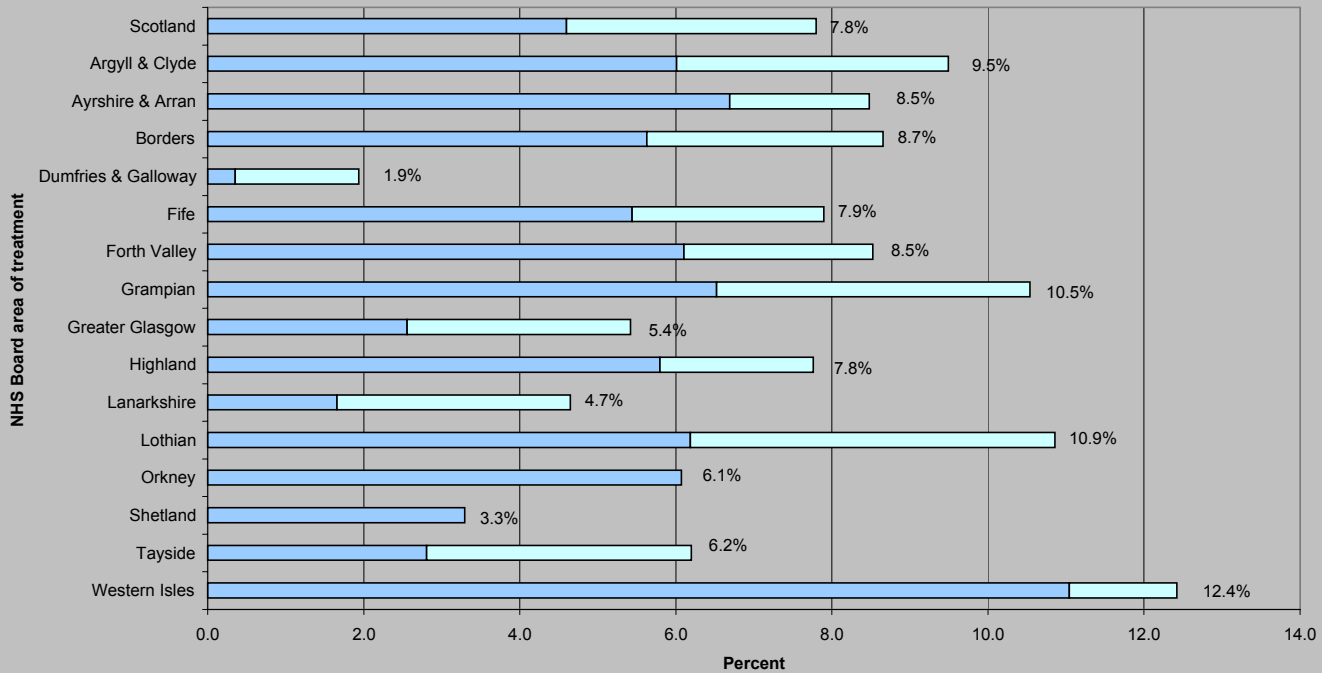
Patients ready for discharge¹ expressed as a percentage of Occupied Beds²; by NHS Board area of treatment; as at January 2005 census

The factors behind the variation in the proportions of beds occupied by patients ready for discharge across NHS Board areas will include differences in specialty provision profile, bed availability, case mix, local discharge planning agreements and the availability of local care facilities (care home places etc). This means that caution should be applied to any comparisons made between NHS Boards.

There has been a slight decrease in the estimated percentage of occupied beds that were occupied by patients ready for discharge in Scotland **7.8%** at the January 2005 census compared with **8.2%** at the October 2004 census, and **8.7%** at the January 2004 census).

NHS Western Isles shows the largest decrease in the percentage of occupied beds by patients ready for discharge (**12.4%** at the January 2005 census compared to **15.0%** at the October 2004 census). However, it should be noted that the numbers involved in NHS Western Isles are relatively small. NHS Fife decreased from **10.4%** at the October 2004 census to **7.9%** at the January 2005 census and NHS Forth Valley decreased from **10.2%** at the October 2004 census to **8.5%** at the January 2005 census.

NHS Greater Glasgow increased from **4.9%** at the October 2004 census to **5.4%** at the January 2005 census.



	Key			Total ³
	over 6 weeks*	6 weeks and under	**	
	%	%	%	%
Scotland	4.6	3.2	-	7.8
Argyll & Clyde	6.0	3.5	-	9.5
Ayrshire & Arran	6.7	1.8	-	8.5
Borders	5.6	3.0	-	8.7
Dumfries & Galloway	0.4	1.6	-	1.9
Fife	5.4	2.5	-	7.9
Forth Valley	6.1	2.4	-	8.5
Grampian	6.5	4.0	-	10.5
Greater Glasgow	2.6	2.9	-	5.4
Highland	5.8	2.0	-	7.8
Lanarkshire	1.7	3.0	-	4.7
Lothian	6.2	4.7	-	10.9
Orkney	6.1	0.0	-	6.1
Shetland	3.3	0.0	-	3.3
Tayside	2.8	3.4	-	6.2
Western Isles	11.0	1.4	-	12.4

* Number of patients ready for discharge with a duration of over 6 weeks (43 days or more), ie the common period for discharge planning agreement timescales across Scotland.
** Ready-for-discharge date not recorded

1 Total number of patients ready for discharge, in all specialties, reported as at January 2005 census.

2 Provisional average daily number of occupied beds as at quarter ending 31 December 2004. The figures shown will not represent the exact situation as at the January 2005 census.

3 Due to rounding, the total % may not equal the sum of the component %s shown.

All census-based information provides a 'snapshot' only of the position as at the January 2005 census, with some comparisons with earlier censuses.

After being reviewed by the Editorial Multi-Agency Working Group (comprises representatives from Local Authority Partners, Scottish Executive and ISD) from the April 2004 census the information recorded has been re-designed. The April 2004 census was the first in the series of publications where only data for those patients who have been ready for discharge for more than six weeks will be comprehensively reported on.

Appendix 1 Basic Approach

Certain features of the approach that has been taken to data collection are summarised below - an awareness of these characteristics is considered essential to understanding the information that is presented in this publication:

- The date that a patient is considered 'clinically ready for discharge' (ie the point of clinical readiness to move on to the next stage of care, whether or not health and social care assessments have been completed) has been adopted as a common national baseline. This centres around the criterion of multi-agency agreement that there is no further requirement for the healthcare provided in that bed. The "ready for discharge" national baseline does not preclude or encroach upon the aforementioned local discharge planning agreements.
- All the information in this publication has been designed to be of benefit to the local agencies in the arrangements they make for timely, appropriate and safe transfers to the next stage of care.

More comprehensive details on the following definitions and terms are available from ISD on request.

Ready for discharge

A patient is ready for discharge when he/she is judged to be clinically ready to move on to the next stage of care (note that the 'next stage of care' includes destinations within and outwith the NHS). The definition covers both NHS hospital beds and beds contracted for NHS use in non-NHS facilities.

Patients ready for discharge over six weeks

For most Local Authority Partners there is an accepted period beyond the clinically **ready for discharge** date during which all assessment and follow-on arrangements are put in place. The common period for discharge planning is six weeks, however locally this may differ for Local Authority Partners. Each Local Authority Partner agreement is designed to reflect local circumstances and arrangements for safe and appropriate transfers of patients to the next stage of care. For this reason the Scottish Executive Health Department, recognising the complexity which can surround the discharge planning and assessment process, have advised that whilst there should be **no change** in the national definitions, only data for those patients who have been ready for discharge for more than six weeks at the time of the census should be published in comprehensive form in the quarterly figures. Summary information on 'total' numbers of patients ready for discharge including those patients with a delay of less than six weeks at the time of the census will continue to be published.

Ready-for-discharge date

This is the date on which an inpatient is clinically ready to move on to the next stage of care. This date is determined by the consultant/GP responsible for the inpatient care, in consultation with all agencies involved in planning the patient's next stage of care - whether or not assessments by health and social care agencies have been completed.

***NB** Multi-agency discharge planning can be complex. The aim of the community care assessment process is to ensure that the patient's post-hospital care needs are met in full and this may require input from a range of health and social care agencies, as well as taking account of the patient's own wishes and family/carer issues. Aids and adaptations required for the patient's own home can also be a major consideration.*

Social Work Involvement

A patient ready for discharge is considered to have Social Work involvement if: EITHER - he/she has Principal Reason 'Community Care Assessment' or 'Community Care Arrangements'; OR - he/she has Principal Reason in the 'Patient/Carer/Family - related' categories, OR Principal Reason not agreed, OR Principal Reason not recorded AND a date of referral for Social Care Assessment has been recorded.

Duration

This is the period of time to the census point that the patient has remained in the bed awaiting the finalisation of arrangements for his/her safe transfer.

Reason

This is the reason why the patient has remained in the bed awaiting the finalisation of arrangements for his/her safe transfer. For the national census, the principal reason that applies to each patient at the census point is recorded.

Median/mean duration presentation, and frequency distribution

This publication presents information on durations up to the census point. Two summary measures are provided:

Median duration - the middle value of any one set of duration values that are arranged in numerical order.

Mean duration - an average duration, calculated by summing all duration values in any one set and dividing by the number of cases in that set.

The frequency distributions for duration commonly show a relatively large proportion of cases experiencing fairly short durations and a relatively small number with longer durations. The median may therefore be taken as the best indicator of a "typical" duration for patients in a particular group (eg a particular NHS Board, or a particular reason category).

This is the eighteenth time that national information on patients clinically ready for discharge has been collected, and it is known that there have been variations in local interpretation of the national standards.

The data featured in this publication has undergone rigorous verification and quality assurance procedures which will be further developed. The data provided is considered to be of a high quality; this is due largely to the efforts of staff in NHS Boards and Local Authority Partners in liaising over data validation before submission and in carrying out further statistical data verification procedures after initial processing by ISD. ISD has made every effort to facilitate ratification of the data by the agencies within the limitations imposed by the processing and publication timetable. Instances where data submitted is incomplete or lacks full detail have been minimised - the presentation of any such data in this publication is accompanied by relevant explanations. Data quality issues arising from the quality assurance and verification processes will be followed up with individual agencies.

This is a National Statistics publication. It has been produced to high professional standards set out in the National Statistics Code of Practice and Release Practice Protocol (available at http://www.statistics.gov.uk/about_ns/cop/default.asp). These statistics undergo regular quality assurance reviews to ensure that they meet customer needs. They are produced free from any political interference.

Since national recording began in 2000, the date of the quarterly census has generally been the 15th of the month in question. However, it is known that in some areas of Scotland there is local benefit in undertaking the national census on a date other than the 15th. Following discussions at the Delayed Discharges Editorial Multi Agency Working Group (EMAWG) the date when the national census is undertaken can be determined by local organisations. ISD will now calculate any related statistics (for example, figures on duration of delay) from the actual census dates used. The areas where the January 2005 census was taken on a date other than the 15th are:

NHS Board	Census Date
NHS Lothian	West Lothian Healthcare Division 5 th January 2005; Lothian University Hospital Division and Lothian Primary Care Division 6 th January 2005
NHS Greater Glasgow	Greater Glasgow Primary Care Division 31 st December 2004; South Glasgow Division and North Glasgow Division 15 th January 2005.

Acknowledgements

ISD Scotland gratefully acknowledges the joint working, co-operation and goodwill of all agencies involved in discharge planning for NHS patients, without which this publication would not have been possible. Particular thanks are due to the efforts of the Editorial Multi-Agency Working Group whose members determined the statistical content of this publication and to all involved in the provision and quality assurance of data.

Future publication and further information

This is the eighteenth in a series of publications of patients ready for discharge data.

The next national census is planned to take place on or around 15 April 2005 and is expected to be published in June 2005.

Requests for further information on any aspect of this data should be directed to :

Amy McKeon
ISD Scotland

e-mail amy.mckeon@isd.csa.scot.nhs.uk

phone 0131-275 6559

fax 0131- 275 7504

INFORMATION SERVICES

Gyle Square 1 South Gyle Crescent Edinburgh EH12 9EB Scotland UK

General enquiries

National phone 0131-275 7777
International phone +44131 275 7777

@ NHS National Services Scotland

This publication may be reproduced provided the source is fully acknowledged.