



# **Practice Team Information**

**Annual Report  
April 2003 – March 2004**

**Practice 2**

**Healthcare Information Group, ISD Scotland**

## Introduction

This annual report presents, where applicable, information relating to the full **Practice Team Information** (PTI) and relates to the period April 2003 – March 2004. The report incorporates all disciplines recording information within a practice; i.e. General Practitioners (GPs), Practice Nurses (PNs), District Nurses (DNs), Health Visitors (HVs) and Midwives (MWs).

The information in this report is specific to your practice, you will therefore only have information for those disciplines recording within your practice during the period April 2003 – March 2004.

Comparisons with the 'national' group of practices are shown for GPs and PNs while comparisons with the 'total' group of practices are shown for DNs and HVs. For GP and PN data, these 'national' figures are based on a representative group of 50 and 51 practices respectively that have complete information for the whole year, April 2003 – March 2004. For DN and HV data, the 'total' figures are obtained from a group of 36 and 34 practices respectively who have complete information for the time period. It is important to note that the population in the practices collecting DN or HV data is **not** yet representative of the Scottish population. The total number of practices collecting information relating to Midwives is relatively small and therefore cannot be used for comparison purposes.

Your comments on the contents, structure and layout of the report are most welcome and these should be addressed in the first instance to:

Joan Forrest  
Information Services Division  
Gyle Square  
1 South Gyle Crescent  
EDINBURGH  
EH12 9EB

Tel: 0131 275 6280

Fax: 0131 275 7606

E-mail: [Joan.Forrest@isd.csa.scot.nhs.uk](mailto:Joan.Forrest@isd.csa.scot.nhs.uk)

## **Table 1/Figures 1a-1e – All Contacts (PTI)**

This section presents information on the total number of contacts for each practice by discipline for the year April 2003 – March 2004.

**Table 1** displays both the monthly and annual numbers of contacts and contact rates per 1,000 population for each discipline recording within a practice for the year ending March 2004, along with the 'national' GP and PN and 'total' DN and HV contact rates. As stated previously, the number of practices collecting Midwife data is too small to use for comparison purposes at this time.

**Figures 1a-1e** illustrate the contact rates for your practice graphically. Each figure shows the monthly practice contact rates for the discipline, alongside the 'national'/'total' contact rate.

## CONTACTS - PRACTICE TEAM INFORMATION (PTI)

**Table 1: Contacts and crude contact rates by discipline; April 2003 - March 2004**

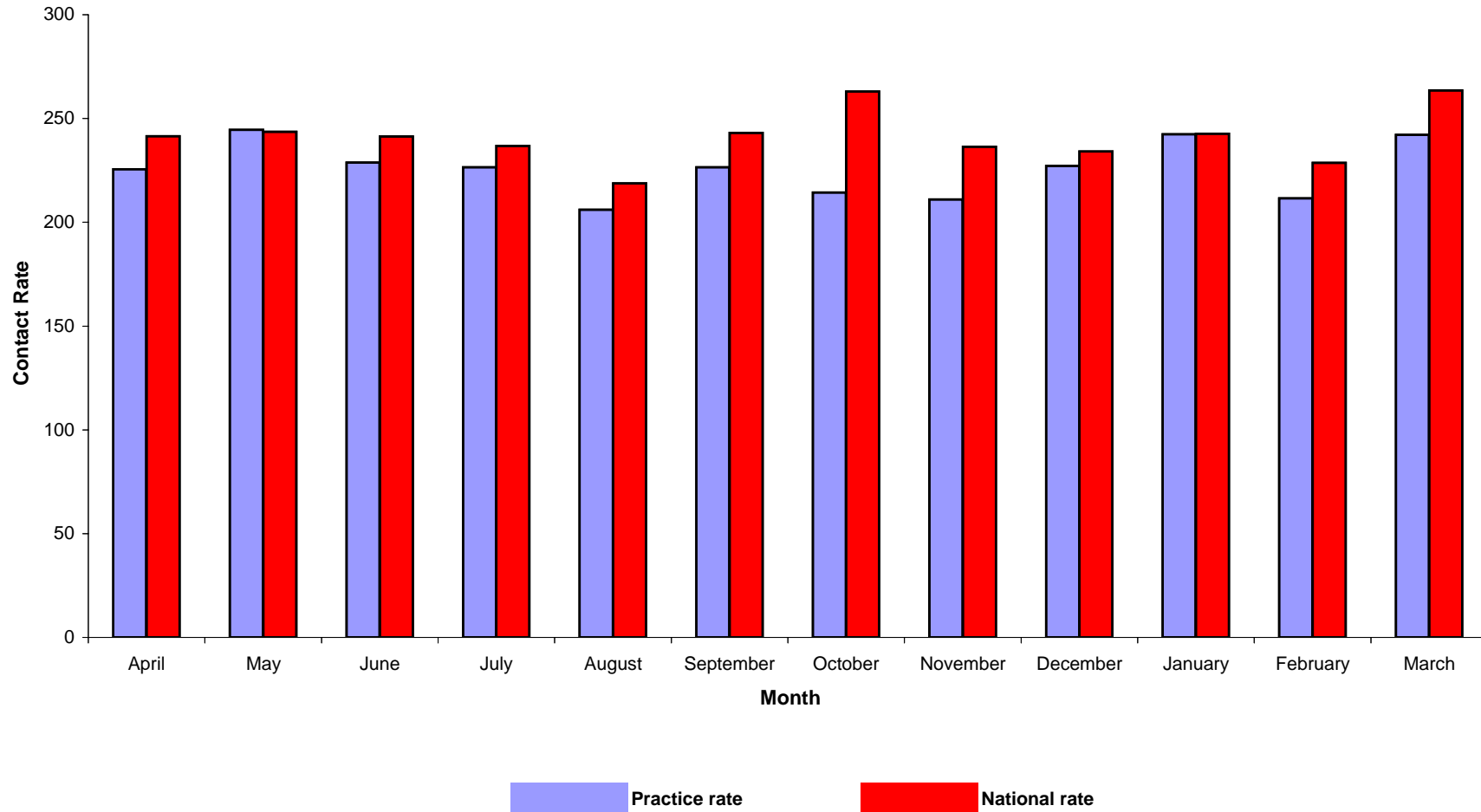
2

Year	Month	Number of GP Contacts		GP contact rate	
		Practice	Practice	National <sup>1</sup>	
2003	April	1,062	225.6	241.4	
	May	1,151	244.5	243.6	
	June	1,077	228.8	241.3	
	July	1,066	226.5	236.8	
	August	970	206.1	218.7	
	September	1,066	226.5	243.1	
	October	1,009	214.4	263.0	
	November	993	211.0	236.4	
	December	1,069	227.1	234.1	
	2004	January	1,141	242.4	242.6
		February	996	211.6	228.7
		March	1,140	242.2	263.5
<b>Year ending March 2004</b>		<b>12,740</b>	<b>2,706.6</b>	<b>2,893.1</b>	

1. GP National figures are based on 50 practices. The population of the practices collecting GP data is broadly representative of the Scottish population.

# CONTACTS - GENERAL PRACTITIONER (GP)

Figure 1a: GP Contact rates per 1,000 population; April 2003 - March 2004



National rates are based on 50 practices. The population of these practices is broadly representative of the Scottish population.

## Table 2/Figure 2 – Selected condition(s) (PTI)

Each report it is our intention to choose a specific morbidity for analysis. For this year April 2003 - March 2004 we have chosen **Diseases of the Respiratory System**.

**Table 2** displays the monthly and annual number of contacts and contact rates, per 1,000 population, for each discipline recording within your practice for the year ending March 2004 for this condition, as well as the 'national' GP and PN and 'total' DN and HV contact rates. Disciplines are only shown if they have recorded contacts for this condition during the time period.

**Figure 2** illustrates the contact rates for your practice graphically. The contact rates are shown by month, with the rates for each discipline stacked to show the combined rate for your practice.

A '-' in the table denotes nil.

There were no Midwife contacts where a diagnosis of this condition was recorded.

See Appendix 1 for Read codes included in this analysis.

The group of Read codes displayed in Appendix 1 for this condition have been taken from ISD's Standard Morbidity Groupings (SMGs). The SMGs have the benefit of permitting practitioners to record morbidity using the full richness of Read codes while at the same time facilitating analysis using common, or standard, morbidity definitions. Data containing the full range of Read codes can be analysed by pulling together all the possible Read codes for a particular morbidity into one umbrella grouping. There are currently 202 individual SMGs.

One function of the SMGs is to define the level of certainty with which an individual Read code can be ascribed to a grouping. Accordingly, a classification according to status as follows:

- D** = 'definite' - a code which represents a confirmed diagnosis and clearly fits into a grouping
- L** = 'likely' - a code from Read chapters 1 to 9 which is directly indicative of a specific diagnosis or a code from Read chapters A to Z in which there is some ambiguity as to which grouping is suitable
- P** = 'possible' - a code which may possibly indicate a diagnosis but with less certainty than 'likely'

This analysis only includes those Read codes with a '**definite**' status.

## DISEASES OF THE RESPIRATORY SYSTEM<sup>1</sup> - PRACTICE TEAM INFORMATION (PTI)

**Table 2: Contacts and crude contact rates by discipline; April 2003 - March 2004**

2

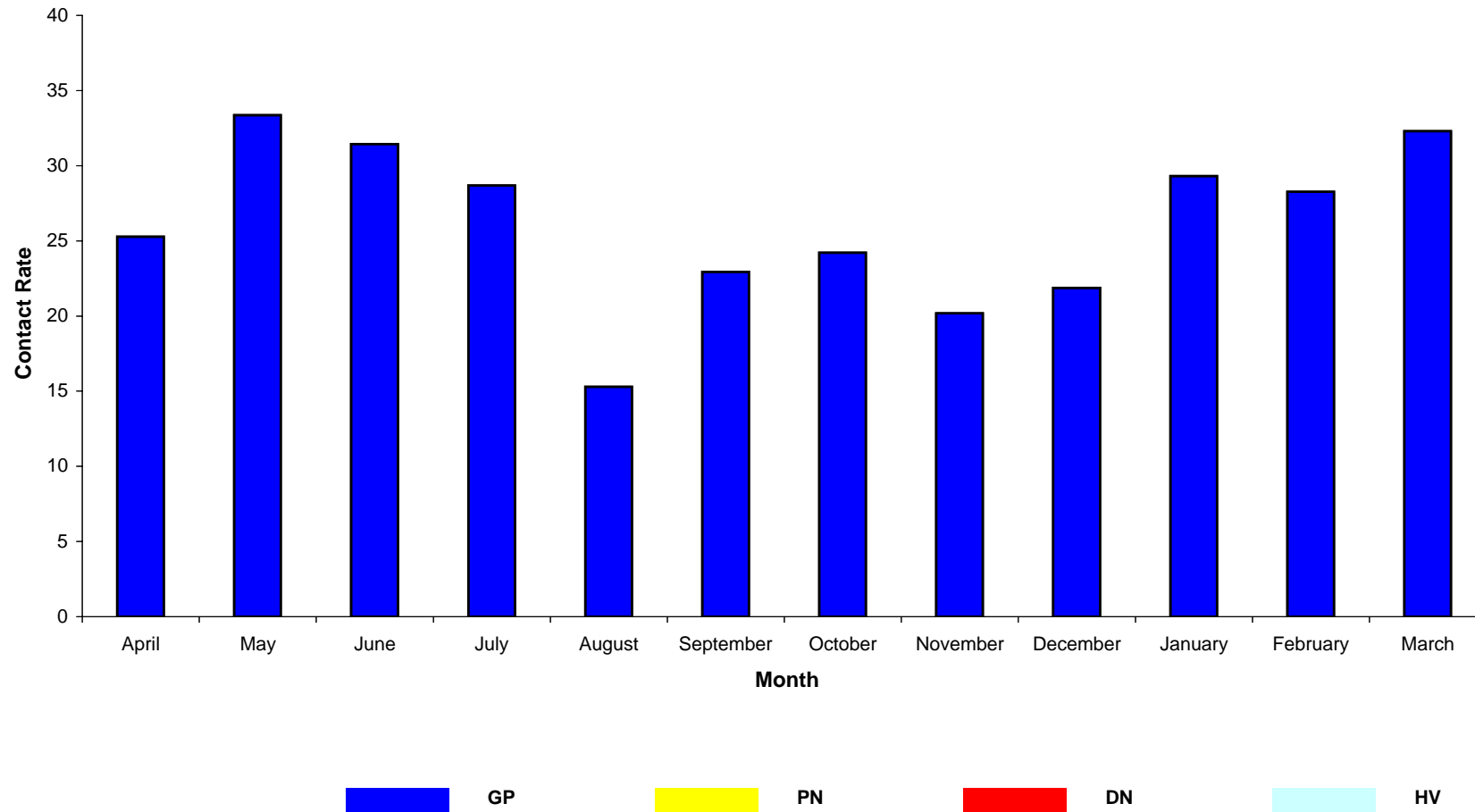
Year	Month	Number of GP Contacts		GP contact rate
		Practice	Practice	National <sup>2</sup>
2003	April	119	25.3	24.5
	May	157	33.4	22.7
	June	148	31.4	25.0
	July	135	28.7	20.6
	August	72	15.3	15.2
	September	108	22.9	22.5
	October	114	24.2	26.4
	November	95	20.2	29.2
	December	103	21.9	30.3
	2004	January	138	29.3
February		133	28.3	21.1
March		152	32.3	24.5
<b>Year ending March 2004</b>		<b>1,474</b>	<b>313.2</b>	<b>288.7</b>

1. See Appendix 1 for Read codes used in analysis.

2. GP National figures are based on 50 practices. The population of the practices collecting GP data is broadly representative of the Scottish population.

# DISEASES OF THE RESPIRATORY SYSTEM<sup>1</sup> - PTI

Figure 2: Contact rates per 1,000 population; April 2003 - March 2004



<sup>1</sup> See Appendix 1 for Read codes used

### **Tables 3a – 3b Selected condition(s) and Activities**

This section concentrates on looking at individual disciplines. For GPs, the condition **Diseases of the nose and nasal sinuses** has been selected, for PNs, DNs and HVs the activity of **Infectious disease prevention and control**. No activity information is shown for Midwifery due to the small number of practices collecting this data.

Information contained in **Tables 3a-3b** show the monthly and annual numbers of contacts and contact rates for each discipline and their selected condition or activity. National/total contact rates are given for comparison purposes. Again, a discipline will only be shown if contacts have been recorded with the selected condition or activity.

See Appendix 1 for Read codes used. Again, only codes from the SMGs with a 'definite' status have been included for the selected condition. The Read codes for the activities have been selected from the Community & Practice Nurse Data Recording Guidelines, Appendix 3, i.e. 'preferred' codes, to allow meaningful comparisons with other practices.

## DISEASES OF THE NOSE AND NASAL SINUSES<sup>1</sup> - GP

**Table 3a: Contacts and crude contact rates by discipline; April 2003 - March 2004**

2

Year	Month	Number of GP Contacts	GP contact rate		
		Practice	Practice	National <sup>2</sup>	
<b>2003</b>	April	15	3.2	2.0	
	May	20	4.2	2.5	
	June	34	7.2	6.8	
	July	41	8.7	5.1	
	August	11	2.3	1.5	
	September	13	2.8	1.1	
	October	10	2.1	1.0	
	November	8	1.7	0.8	
	December	7	1.5	0.7	
	<b>2004</b>	January	7	1.5	0.8
		February	7	1.5	0.8
		March	9	1.9	1.1
<b>Year ending March 2004</b>		182	38.7	24.5	

1. See Appendix 1 for Read codes used in analysis.

2. GP National figures are based on 50 practices. The population of the practices collecting GP data is broadly representative of the Scottish population.

### **Figures 3a(i) – 3e(ii) Top 10 conditions by Discipline**

Each figure displays the top 10 conditions (based on the SMGs – definites only) for each discipline in your practice, where applicable, along with a national/total Scotland level to allow comparison. Information presented illustrates graphically contact and prevalence rates per 1,000 population.

Please note that if your practice was recording Health Visitor or Midwifery data during this period, there may not be a figure 3d or 3e due to no morbidities being recorded for these disciplines.

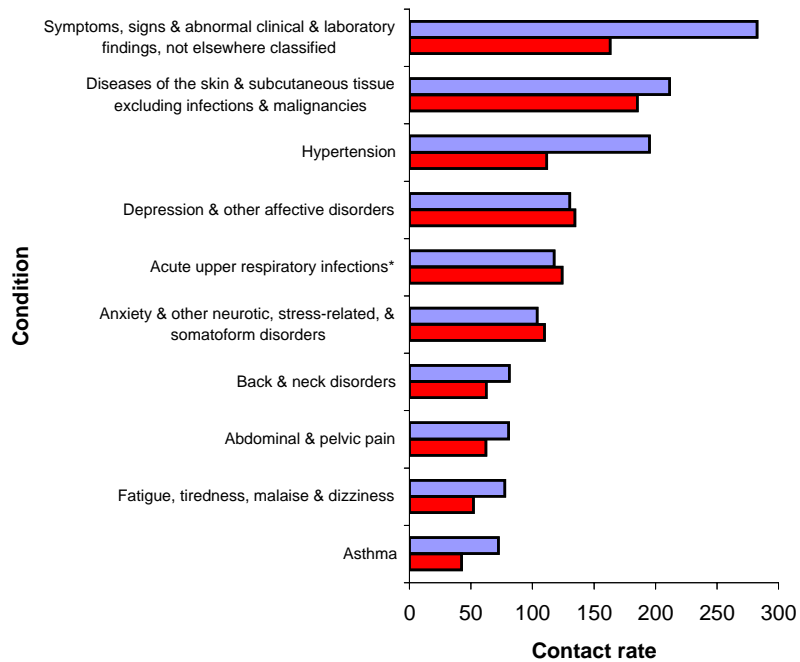
### **Figures 4a(i) – 4d(ii) Top 20 Activity Read Codes by Discipline (Nursing only)**

Each figure displays information on the top 20 activity read codes at practice level and a national/total Scotland level to allow comparison. Information presented illustrates graphically contact rates and number of patients seen as a rate per 1,000 population. If your practice was recording Midwifery data during this period no total rate has been shown due to small numbers.

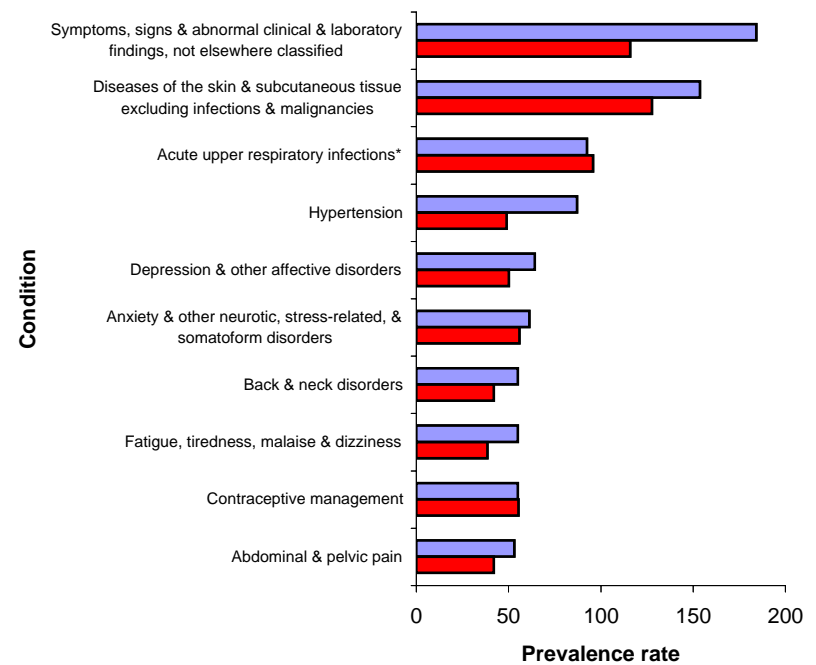
The prevalence rates presented here may vary considerably from those quoted by other sources. The main problem is that people with a chronic condition whose condition is stable may consult their practice fairly infrequently, so they may not have any issue relating to the particular chronic condition recorded in any year. Due to the different methods used to calculate them, estimates based on an annual PTI prevalence rate are not comparable to research that uses 'point prevalence' and this must be taken into account when examining different sources.

# TOP 10 CONDITIONS<sup>1</sup> FOR YOUR PRACTICE - GENERAL PRACTITIONER(GP) APRIL 2003 - MARCH 2004

**Figure 3a(i): Top 10 conditions<sup>1</sup> by contact rate per 1,000 population**



**Figure 3a(ii): Top 10 conditions<sup>1</sup> by prevalence rate per 1,000 population**



Practice rate
  National rate

<sup>1</sup> Based on the Standard Morbidity Groupings - definites only  
 \* Please refer to Appendix 2 for a full description of the condition

## Table 4 Quality indicator – Use of PTI Modifiers

Quality of information is extremely important to Practice Team Information and this table will assess a different quality indicator with each report. Over time we will revisit each quality indicator.

For this report, use of modifiers has been selected, specifically PTI modifiers, i.e. 1<sup>st</sup>, Persistent, Recurrence, New, Chronic, Old, New-Finished, Chronic-Finished and Old-Finished. Use of PTI modifiers was previously presented in the July to September 2003 Quarterly Report.

As you are aware, the following modifiers should be used by each discipline for PTI:-

GP	-	1 <sup>st</sup> , Persistent and Recurrence <b>only</b>
PN	-	New, Chronic and Old <b>only</b>
HV	-	New, Chronic and Old <b>only</b>
MW	-	New, Chronic and Old <b>only</b>
DN	-	New, Chronic, Old, New-Finished, Chronic-Finished and Old-Finished <b>only</b>

Table 4 shows invalid PTI modifiers as a percentage of total diagnoses for each discipline recording within your practice, with comparisons given with the national/total figures. The total number of diagnoses for each discipline is also displayed broken down by modifier, with the invalid modifiers for each discipline highlighted.

Please ensure that you attach a **valid** PTI modifier to your data. Invalid modifiers cannot be analysed as part of PTI, except when evaluating the quality of the data.

## USE OF MODIFIERS - PRACTICE TEAM INFORMATION (PTI)

Table 4: Total number of diagnoses, percentage of invalid modifiers and breakdown of modifiers; April 2003 - March 2004

2

		Total number of diagnoses	Percentage of invalid modifiers
GP	Practice	19,735	-
	National <sup>1</sup>	1,017,801	0.3

### Breakdown of modifiers used:

	Modifier	1st	Persistent	Recurrence	New	Chronic	Old	New- Finished	Chronic- Finished	Old- Finished
GP	Practice	7,262	8,744	3,729	-	-	-	-	-	-
	National <sup>1</sup>	451,093	400,764	163,247	817	1,400	453	26	-	1

Indicates invalid modifiers

- Nil

1. GP national figures are based on 50 practices. The population of the practices collecting GP data is broadly representative of the Scottish population.

**Note:** Please ensure you attach a **valid** PTI modifier to your data. Any invalid modifiers will not be analysed as part of PTI, except when establishing the quality of the data.

## APPENDIX 1 - READ CODES AND DESCRIPTIONS USED FOR SPECIFIC CONDITIONS/ACTIVITIES

### DISEASES OF THE RESPIRATORY SYSTEM

READ CODE/ SUB-CHAPTER	READ DESCRIPTION	READ CODE/ SUB-CHAPTER	READ DESCRIPTION
A34..*	Strep.sore throat + scarlatina	Hyu0.*	[X]Ac upp respiratory infectns
H0...*	Acute Respiratory Infections	Hyu10	[X]Ac bronchitis/o spcf orgnsm
H10..*	Deviated nasal septum-acquired	Hyu11	[X]Ac bronchitis/o spcf orgnsm
H11..*	Nasal polyps	Hyu2.*	[X]Oth dis/up respiratry tract
H12..*	Chronic pharyn/nasopharyngitis	Hyu30	[X]Other emphysema
H13..*	Chronic sinusitis	Hyu31	[X]O spcf chron obs pulmon dis
H14..*	Chronic tonsil/adenoid disease	Hyu40	[X]Pnmconios/o dust con silica
H15..*	Peritonsillar abscess - quinsy	Hyu41	[X]Pnmoconios/o spc inorg dust
H16..*	Chronic laryngitis/tracheitis	Hyu42	[X]Airway dis/o spc orgnc dust
H17..*	Allergic rhinitis	Hyu43	[X]Hyprsns pneumnt/o orgc dust
H18..*	Vasomotor rhinitis	Hyu44	[X]U rsp inflm/chm,g,fm+vp,NEC
H1y..*	Upper resp.tract diseases OS	Hyu45	[X]O ac+sbac rsp cnd/c,g,f+vap
H2...*	Pneumonia and influenza	Hyu46	[X]O resp conds/chem,gs,fm+vap
H3...*	Chronic obstructive pulm.dis.	Hyu47	[X]Pnmonits/inhal/o solid+liqd
H40..*	Coal workers' pneumoconiosis	M0002	Carbuncle of nasal septum
H42..*	Silica/silicate pneumoconiosis	M0102	Boil of nasal septum
H43..*	Pneumoconios.-other inorg.dust	M0104	Boil of external nose
H44..*	Pneumopathy-other dust inhal.	R0424	[D]Loc swelling/mass/lump,head
H45..	Pneumoconiosis NOS	SP131	Other asp.pneumonia after care
H46..*	Resp.disease - chemical fumes	SP132	Post operative chest infection
H47..*	Pneumonitis - solids/liquids		
H5...	Other respiratory system diseases		
H5400	Hypostatic pneumonia		
H5401	Hypostatic bronchopneumonia		

\* includes all codes under these headings excluding; A341, H0614, H06z0, H06z2, H0y..., H0z..., H14..., H22y2, H24y7, H2y..., H2z..., H302., H472., Hyu0., Hyu2.

## APPENDIX 1 - READ CODES AND DESCRIPTIONS USED FOR SPECIFIC CONDITIONS/ACTIVITIES

### DISEASES OF THE NOSES AND NASAL SINUSES EXCLUDING CHRONIC SINUSITIS

READ CODE/ SUB-CHAPTER	READ DESCRIPTION	READ CODE/ SUB-CHAPTER	READ DESCRIPTION
H10..	Deviated nasal septum - acquired	Hyu20	[X] Oth seasonal allergic rhinitis
H11..*	Nasal polyps	Hyu21	[X] Oth allergic rhinitis
H12..*	Chronic pharyn/nasopharyngitis	Hyu23	[X] Other polyp of sinus
H17..*	Allergic rhinitis	Hyu24	[X] O spc diso/nos+nasal septum
H18..	Vasomotor rhinitis	M0001	Carbuncle of nasal septum
H1y0.	Nasal turbinate hypertrophy	M0102	Boil of nasal septum
H1y1.*	Other nasal cavity/sinus dis	M0104	Boil of external nose
H1y9.	Nasal septal spur	R0424	[D] Nasal obstruction

\* includes all codes under these headings excluding; H1204, H1710.

### INFECTIOUS DISEASE PREVENTION AND CONTROL

READ CODE/ SUB-CHAPTER	READ DESCRIPTION	READ CODE/ SUB-CHAPTER	READ DESCRIPTION
65...*	Infectious dis: prevent/control	ZV05.	[V] Need prophylactic vacc/inocul against other single dis
ZV03.	[V] Need prophylactic vacc and inocul against bacterial dis	ZV06.	[V] Combined disease vaccination and inoculation
ZV04.	[V] Need prophylactic vacc/inocul against certain viral dis	ZV07.	[V] Need for isolation and other prophylactic measures

\* includes all codes under these headings excluding; 65P.. and under, 65Q.. and under, 65V.. and under, 65W.. and under.

## APPENDIX 2 - FULL DESCRIPTION OF CONDITIONS FOR 'TOP 10' ANALYSIS

### CONDITION

Acute upper respiratory infections excluding acute pharyngitis, acute tonsillitis, acute laryngitis & tracheitis

Certain early complications of trauma & complications of surgical & medical care, not elsewhere classified

Congenital malformations excluding the nervous system, digestive system, genitourinary system, circulatory system, musculoskeletal system, cleft lip & cleft palate

Diseases of blood & blood-forming organs including haemorrhagic conditions & disorders involving the immune mechanism excluding anaemias & malignancies

Diseases of female pelvic organs excluding salpingitis, oophoritis, inflammatory disease of cervix uteri, endometriosis & malignancies

Diseases of intestines & peritoneum excluding appendix, inguinal hernia, other hernia, Crohn's disease, ulcerative colitis, paralytic ileus & intestinal obstruction without hernia, diverticular disease of intestine & malignancies

Diseases of male genital organs excluding hyperplasia of prostate, other disorders of prostate, hydrocele, spermatocele, redundant prepuce, phimosis, paraphimosis & malignancies

Diseases of oesophagus, stomach & duodenum excluding gastric & duodenal ulcer, gastritis, duodenitis & malignancies

Diseases of the circulatory system excluding heart diseases, stroke, peripheral vascular diseases, arterial and venous embolism & thrombosis, phlebitis, varicose veins of lower extremities and haemorrhoids

Diseases of the digestive system excluding diseases of the oral cavity, salivary glands & jaws, diseases of oesophagus, stomach & duodenum, diseases of intestines & peritoneum, diseases of liver, cholelithiasis & cholecystitis, acute pancreatitis & other diseases of the pancreas

Diseases of the ear & mastoid process excluding otitis media, unspecified hearing loss, malignancies & injuries

Diseases of the eye excluding conjunctivitis & other disorders of conjunctiva, cataract & other disorders of lens, disorders of refraction & accommodation, strabismus, blindness & low vision, & glaucoma

Diseases of the nervous system excluding parkinson's disease, multiple sclerosis, epilepsy, migraine & other headache syndromes, transient cerebral ischaemic attacks & related syndromes, cerebral palsy & other paralytic syndromes

Diseases of the oral cavity, salivary glands & jaws excluding dental caries, disorders of teeth & supporting structures & malignancies

Diseases of the urinary system excluding glomerular & renal tubulo-interstitial disease, renal failure, urolithiasis, cystitis & malignancies

Diseases of upper respiratory tract excluding influenza, pneumonia, acute bronchitis, acute bronchiolitis, chronic sinusitis, chronic disease of tonsils & adenoids & malignancies

Endocrine, nutritional & metabolic conditions excluding thyroid disorders, diabetes, malnutrition & vitamin deficiencies, & obesity

Heart diseases excluding angina, acute myocardial infarction, ischaemic heart disease, conductive disorders & cardiac arrhythmias, chronic rheumatic heart disease, pulmonary embolism & heart failure

Infectious diseases excluding meningococcal, skin, respiratory & urinary tract infections, gastroenteritis, & osteomyelitis

Injuries of specified, unspecified & multiple body regions excluding fractures, dislocations, sprains & strains, injury of eye & orbit, intracranial injury, injury of other internal organs, crushing injuries & traumatic amputations

Malignant neoplasms of digestive organs excluding lip, oral cavity, pharynx, oesophagus, stomach, colon rectosigmoid junction, rectum, anus, anal canal, liver, intrahepatic bile ducts & pancreas

Malignant neoplasms of respiratory & intrathoracic organs excluding larynx, trachea, bronchus & lung

Maternal complications predominantly related to the puerperium & obstetric conditions excluding miscarriages, abortions, hypertensive disorders, single spontaneous delivery, & malignancies

Mental & behavioural disorders excluding dementia, alcohol or psychoactive substance use, schizophrenia, schizotypal, delusional disorders, depression, affective disorders, anxiety, stress-related & somatoform disorders, & learning disability

Peripheral vascular diseases excluding atherosclerosis & other diseases of arteries, arterioles & capillaries

Rheumatoid arthritis, other inflammatory polyarthropathies & systemic connective tissue disorders

## APPENDIX 3 - READ CODES AND DESCRIPTIONS USED FOR 'TOP 20' ANALYSIS

READ CODE/ SUB-CHAPTER *	READ DESCRIPTION	READ CODE/ SUB-CHAPTER *	READ DESCRIPTION
229..	Height check - adult	ZN125	EPDS 8 month score above 13
229Z.	O/E - height NOS	ZN127	Modecate injection
246..	BP reading (exclude hypert clinic)	ZN128	Prostap injection
2F...	Examination of skin	ZN129	Zoladex injection
3.... *	Diagnostic procedures	ZN130	Neocytamen injection
4.... *	Laboratory procedures	ZN132	Hydroxycobalamin injection
5.... *	Radiology/physics in medicine	ZN133	Pabrinex injection
6.... *	Preventive procedures	ZN134	Vitamin B injection
7.... *	Operations, procedures, sites	ZN135	Testosterone sustanon injection
8.... *	Other therapeutic procedures	ZN136	Primotestron injection
9.... *	Administration	ZN137	Anti-psychotic injection
Z0HB1	First Hib vaccination	ZN138	Jectofer injection
Z0HB2	Second Hib vaccination	ZN139	Antibiotic injection
Z0HB3	Third Hib vaccination	ZN140	Cytotoxic injection
Z0I01	First Hib/DTP vaccination	ZN141	Magnesium injection
Z0I02	Second Hib/DTP vaccination	ZN142	Prescription given by nurse practitioner
Z0I03	Third Hib/DTP vaccination	ZV03. *	[V]Prophyl.bact.dis.vacc.need
Z0MC1	First Men C vaccination	ZV04. *	[V]Prophylact.viral dis. vacc.
Z0MC2	Second Men C vaccination	ZV05. *	[V]Other single disease vacc.
Z0MC3	Third Men C vaccination	ZV06. *	[V]Combined disease vacc.
Z0MR2	Booster MMR vaccination	ZV07. *	[V]Isolation+oth.proph.measure
Z0MR3	Booster DT + Polio + MMR vaccination	ZV20. *	[V]Infant/child health superv.
Z0MS1	Minor Surgery Claim	ZV24. *	Postnatal classes/education
Z0TT4	Tetanus Booster	ZV25. *	[V]Contraceptive management
Z1... *	Practice User Markers	ZV26. *	[V]Infertility management
ZN111	Minor Surgery assisting Dr	ZV28. *	[V]Antenatal screening
ZN116	Breastfeeding support	ZV29. *	[V]Level of neonatal care
ZN119	EPDS score 1 to 11	ZV5.. *	[V]Specif. procedure+aftercare
ZN120	EPDS score 12 to 13	ZV653	[V]Diet surveillance/counsel.
ZN121	EPDS score above 13	ZV654	[V]Other counselling NEC
ZN123	EPDS 8 month score 1-11	ZV66. *	[V]Convalescence
ZN124	EPDS 8 month score 12-13	ZV67. *	[V]Follow-up examination

\* includes all codes under these headings, excluding 62..., 621..(and under), 62T1., 4235., 44P3., 44Uz., 44U9., ZV59.(and under), ZVu3Q, ZVu3R, ZVu3S, ZVu3T

### APPENDIX 3 - READ CODES AND DESCRIPTIONS USED FOR 'TOP 20' ANALYSIS

READ CODE/ SUB-CHAPTER *	READ DESCRIPTION	READ CODE/ SUB-CHAPTER *	READ DESCRIPTION
ZV68. *	[V]Administrative encounters	ZVu22	[X]Oth procreative management
ZV6B. *	[V]F-up ex af tmt/cn o't m neo	ZVu23	[X]Supervis of oth norm pregn
ZV6C. *	[V]F-up care involv plastic surg	ZVu24	[X]Sup prg,ot poor rep ob his
ZV6D. *	[V]Pers consult/counsel or adv	ZVu25	[X]Supervis oth high-risk preg
ZV6H. *	[V]Lev of care administ neonat	ZVu26	[X]Oth anten sc,based amniocen
ZV6y0	[V]Hlth supvsn+care/foundling	ZVu27	[X]Anten sc mal,ultras/oth phy
ZV6y1	[V]Hlth supvn+cr hlthy inf+cld	ZVu28	[X]Antn sc fet gr ret,ultr/phy
ZV7.. *	[V]Well-pers. exam/test/screen	ZVu29	[X]Other antenatal screening
ZVu..	[X]Add hth st/srv con clas trm	ZVu3. *	[X]Pers enc HS,spec proc/care
ZVu0. *	[X]Pers enc HS for exam/invest	ZVu5.	[X]Pers enc hlth serv,oth circ
ZVu2.	[X]Pers enc HS circ rel reprod	ZVu50	[X]Sex counselling,unspecified
ZVu20	[X]Oth contraceptive managemt	ZVu51	[X]Other specif counselling
ZVu21	[X]Other assist fertiliz meth		

\* includes all codes under these headings, excluding 62..., 621..(and under), 62T1., 4235., 44P3., 44Uz., 44U9., ZV59.(and under), ZVu3Q, ZVu3R, ZVu3S, ZVu3T