

Abortion Statistics Scotland 1968 — 1998

This *Health Briefing* presents statistical information on notifications, to the Chief Medical Officer for Scotland, of terminations of pregnancy under the Abortion Act 1967. The data presented spans a 30 year period and provides insights into the changing characteristics of abortions performed on women in Scotland since the Abortion Act was passed.

In addition to abortions performed in Scotland, a small proportion of abortions on Scottish residents are performed in England & Wales (2.6% in 1997). The number of abortions performed in England & Wales on Scottish residents for the years 1972-1997 is shown in Table 5; these data are not yet available for 1998. Note that the abortions performed in Scotland include those performed on a small number of non-Scottish residents (27 in 1998).

This 30 year edition is an extended version of the annual series of Abortion Statistics Scotland and includes the information routinely published in the annual publication (tables 1-3) plus additional data by local council area (table 4) and by year (tables 5-7), as shown below.

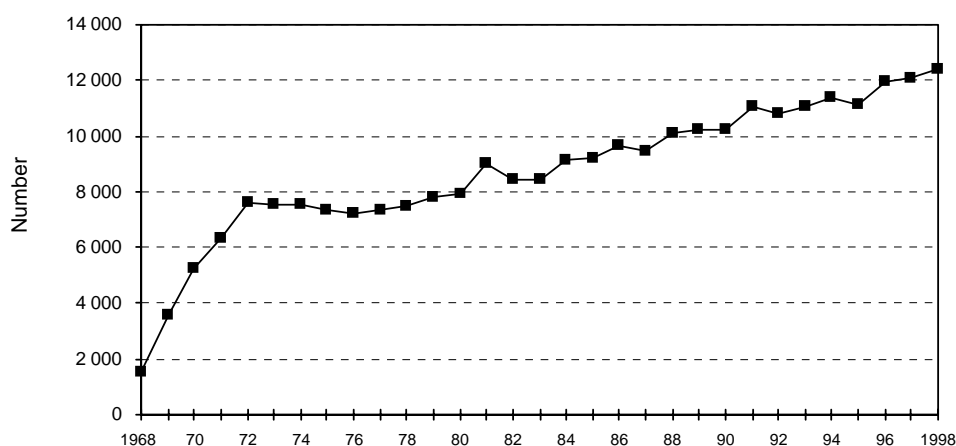
Table number

- | | |
|--|--|
| <p>1 Abortions by place, age, marital state, gestation, parity and grounds for termination for the years 1996, 1997 and 1998</p> <p>2 Abortions by age, marital state, gestation, method, grounds for termination and health board area of residence, 1997 and 1998</p> <p>3 Abortions by health board area of treatment and health board area of residence, 1997 and 1998</p> <p>4 Abortions by local council area of residence, 1996-1998.</p> | <p>5 Abortions performed in Scotland and on Scottish residents in England and Wales, 1968-1998 (see also Figure 1)</p> <p>6 Abortions by age and year, 1968-1998 (see also Figure 2)</p> <p>7 Abortions by estimated gestation, 1968-1998 (see also Figure 3)</p> <p>8 Abortions by method of termination, 1992-1998 (see also Figure 4)</p> |
|--|--|

Abortions performed in Scotland, 1968-1998

There were 1,544 abortions performed in Scotland notified during 1968, the first year following the passing of the Abortion Act. By 1998 the equivalent figure was 12,424. The most significant growth in notifications was during the first five years of the Act, with a gradual year on year rise in the period since then (Figure 1 below and Table 5). Expressing the number of abortions performed in Scotland as a rate, there were 11.4 abortions per 1000 women aged 15-44 in Scotland during 1998. In 1972, when the early rise in numbers had settled to a more steady phase, the rate was 7.4 per 1,000 women aged 15-44 (Table 6).

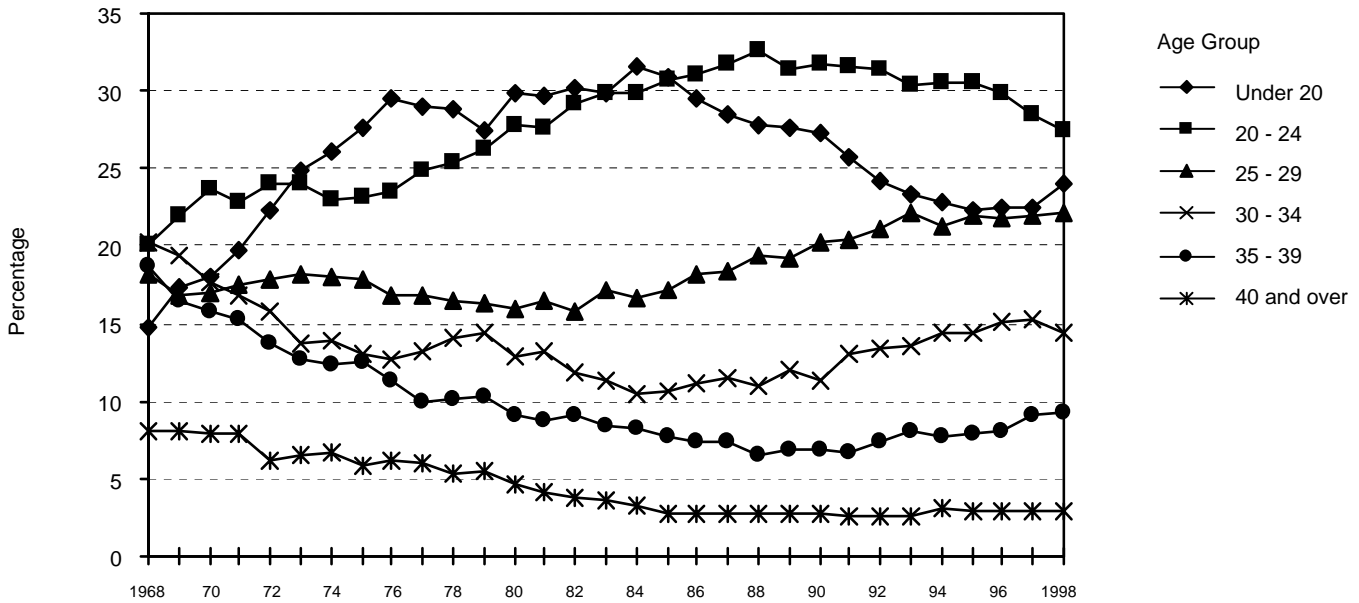
Figure 1 Number of abortions 1968-1998



Age of women

The percentage of abortions among women aged 30 and over declined between 1968 and 1990 but has since begun to rise in all but the oldest age group (40 and over). Conversely, the percentage of abortions among women aged under 25 rose between 1968 and the mid 1980s and has since been in decline. Among the youngest age group (less than 20 years) this decline continued for a decade before levelling off in 1995 at around 22% (falling from a peak of 31.6% in 1984). The percentage of abortions among women aged 25-29 was relatively stable at around 17% until 1983 when it began to rise, reaching a peak of 22.1% in 1993 (Figure 2 and Table 6).

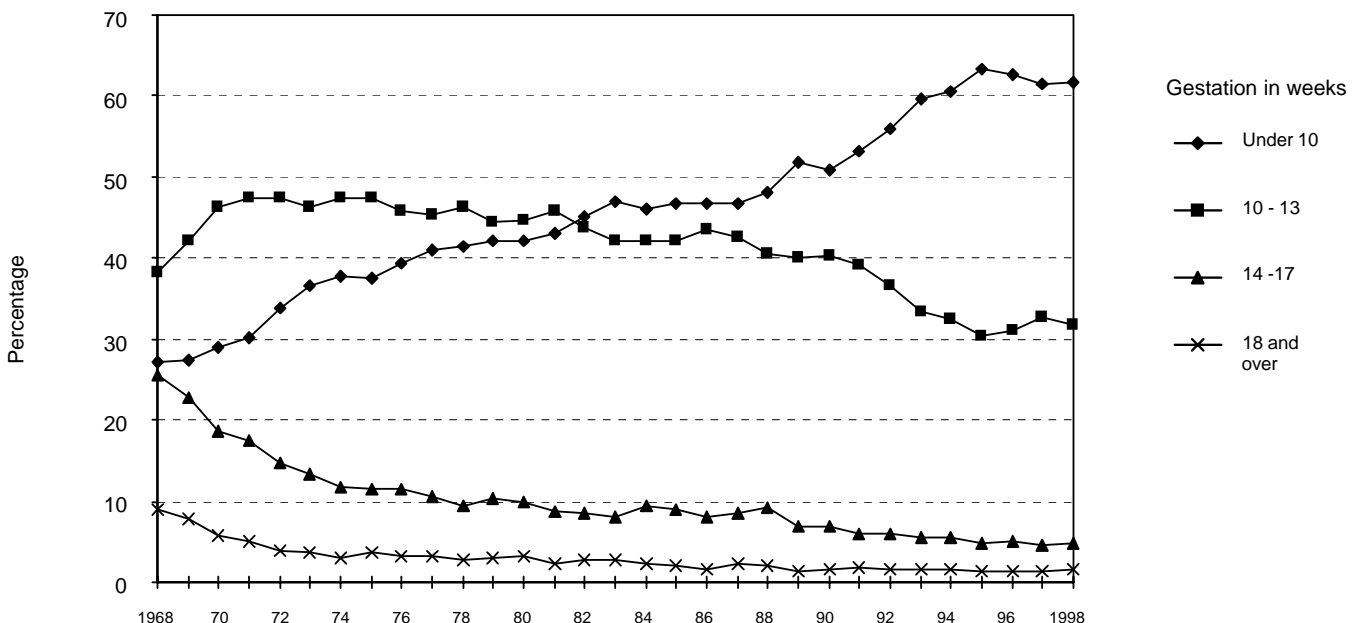
Figure 2 Abortions performed in Scotland, 1968 -1998 by age



Estimated gestation

Almost all the growth in the number of abortions performed in Scotland since the early 1970's is accounted for by women having abortions with a gestation period of under 10 weeks (Figure 3 and Table 7). The number of abortions performed at 10 weeks or over has been reasonably consistent year on year. Of the 12,424 abortions notified in 1998, 7,678 (61.8%) were performed under 10 weeks. In the same year, just over one in every twenty abortions were carried out at a gestation period of 14 weeks or more.

Figure 3 Abortions by estimated gestation

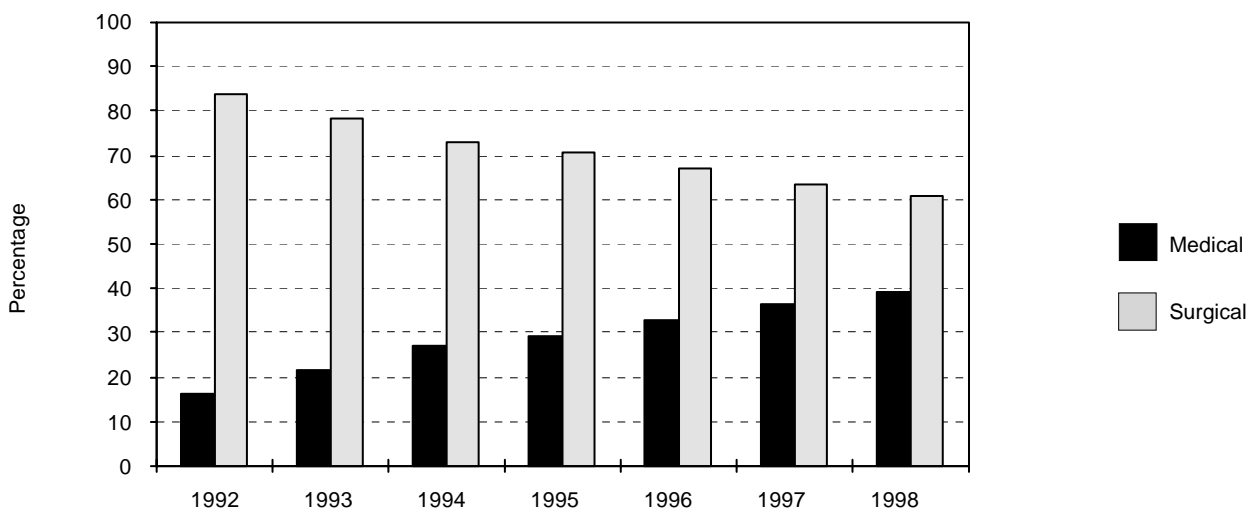


Method of termination

Prior to 1991, most terminations of pregnancy were performed by doctors using vacuum aspiration or D&C. For higher gestations, uterine evacuation was precipitated using oxytocics. In July 1991, a new medical method of termination (Mifepristone, RU 486, in combination with a prostaglandin analog) was licensed for use in the United Kingdom for abortions at under 10 weeks gestation.

In Scotland, the introduction of this new medical method of termination has had a marked affect with the percentage of abortions carried out surgically falling from 83.6% in 1992 to 60.7% in 1998. This decrease being largely due to a fall in the percentage of abortions carried out by vacuum aspiration from 76.7% in 1992 to 55.7% in 1998 (the percentage carried out by D&C remained stable at around 5-6%). During this time period the percentage of abortions carried out by medical methods rose from 16.4% to 39.3%. The percentage of abortions carried out by surgical and medical methods for the years 1992-1998 is shown in Figure 4 (see also Table 8).

Figure 4 Abortions by method of termination 1992 - 1998

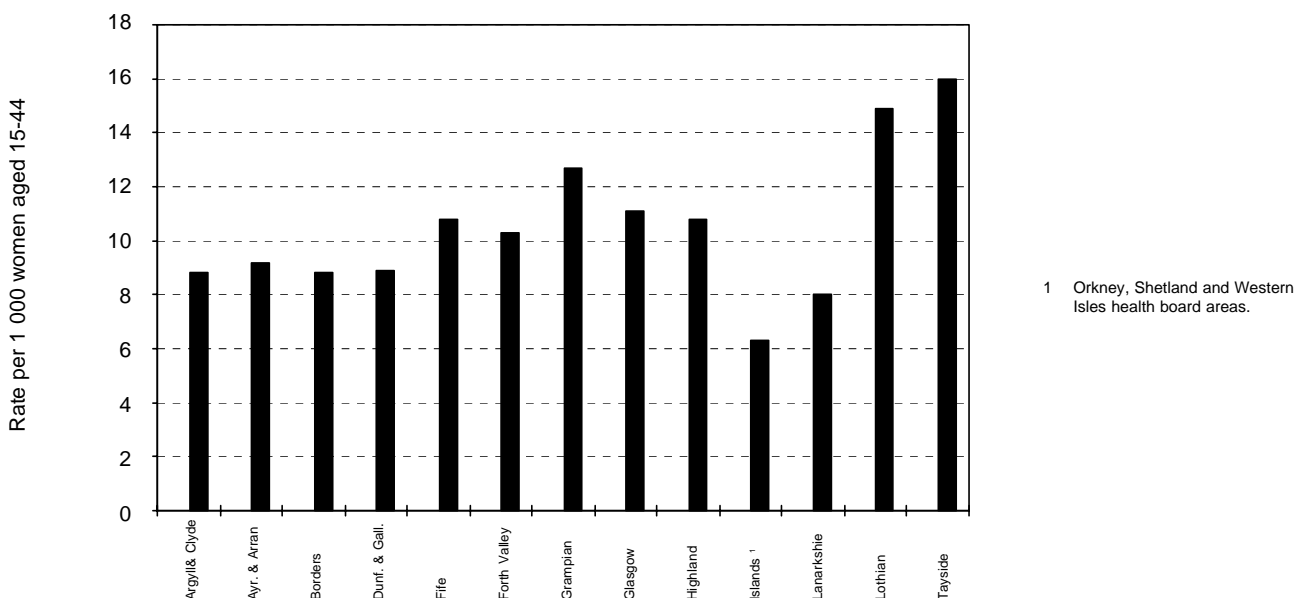


Area of residence

Health board area

The overall abortion rate in Scotland in 1998 was 11.4 per 1,000 women aged 15-44. Among the mainland health board areas the rate ranged from a low of 8 per 1,000 in Lanarkshire to 16 per 1,000 women aged 15-44 in Tayside (Figure 5 and Table 2b). Variation in abortion rates around the country may be due to a variety of reasons relating to the socio-demographic profile of an area and local culture as well as to service provision.

Figure 5 Abortions by health board area of residence 1998



The overall trend towards increasing medical termination is not apparent in all areas of the country. In four health board areas, Argyll & Clyde, Ayrshire & Arran, Dumfries & Galloway and Lanarkshire, more than three-quarters of abortions are carried out by surgical methods. However, these areas also have a lower than average percentage of abortions carried out at under 10 weeks gestation - the upper limit for administration of Mifepristone (see Method of termination above).

Local council area

In April 1996, Scotland's 56 Local Government Districts were replaced by 32 Local Council Areas (LCAs) and figures for abortions performed in Scotland by LCA are shown here for the first time, for the years 1996-1998. (For the period January-March 1996, LCA has been derived using the postcode derivation in place at April 1996). As for health board area, a number of different explanatory factors may be having an influence on the rates.

Among the mainland council areas, Dundee City had the highest abortion rate in all 3 years (19.6 compared to a Scottish figure of 11.4 per 1,000 women aged 15-44 in 1998). In contrast, East Renfrewshire had the lowest abortion rate among the mainland council areas in 1996 and 1997 (7.0 and 6.5 per 1,000 women aged 15-44, respectively) and South Lanarkshire had the lowest rate in 1998 (7.8 per 1,000 women aged 15-44). Of the 4 major cities (Edinburgh, Glasgow, Dundee and Aberdeen), Glasgow had the lowest abortion rate in all three years (Table 4).

Statutory Grounds for Abortion from April 1991

Non Emergency

- A** the continuance of the pregnancy would involve risk to the life of the pregnant woman greater than if the pregnancy were terminated.
- B** the termination is necessary to prevent grave permanent injury to the physical or mental health of the pregnant woman.
- C** the pregnancy has NOT exceeded its 24th week and that the continuance of the pregnancy would involve risk, greater than if the pregnancy were terminated, of injury to the physical or mental health of the pregnant woman.
- D** the pregnancy has NOT exceeded its 24th week and that the continuance of the pregnancy would involve risk, greater than if the pregnancy were terminated, of injury to the physical or mental health of the existing child(ren) of the family of the pregnant woman.
- E** there is a substantial risk that if the child were born it would suffer from such physical or mental abnormalities as to be seriously handicapped.

Emergency

- F** it was necessary to save the life of the woman.
- G** it was necessary to prevent grave permanent injury to the physical or mental health of the pregnant woman.

1 Abortions¹ performed in Scotland

by place, age, marital state, estimated gestation, parity and grounds for termination

	1996	1997 ^r	1998 ^p	1996	1997 ^r	1998 ^p
	Number			Rate per 1000 women aged 15-44		
Total Performed in Scotland	11 978	12 109	12 424	10.9	11.1	11.4
Scottish residents	11 958	12 087	12 397			
Non-Scottish residents	20	22	27	x	x	x
Performed in						
NHS Hospital	11 861	11 922	12 255	10.8	10.9	11.2
Approved Place ²	117	187	169	0.1	0.2	0.2
Age of Woman				Rate per 1000 women ⁶		
Under 16	323	289	285	x	x	x
16 - 19	2 362	2 431	2 694	19.9	19.5	21.2
20 - 24	3 571	3 444	3 404	21.4	21.3	21.8
25 - 29	2 603	2 651	2 740	13.4	13.7	14.8
30 - 34	1 801	1 854	1 799	8.9	8.9	8.6
35 - 39	960	1 093	1 143	5.1	5.5	5.7
40 - 44	331	322	338	2.0	1.8	1.9
45 +	27	25	21	x	x	x
Marital State				Percentage		
Single	8 465	8 599	9 007	70.7	71.0	72.5
Married	2 321	2 374	2 344	19.3	19.6	18.9
W/Div/Sep	923	910	851	7.7	7.5	6.8
Not Known	269	226	222	2.3	1.9	1.8
Estimated Gestation (weeks)				Cumulative percentage		
Under 10	7 494	7 435	7 678	62.1	61.4	61.8
10-13	3 716	3 960	3 956	92.8	94.1	93.6
14-17	594	558	598	97.9	98.7	98.5
18-19	125	104	133	99.1	99.6	99.5
20-24	42	50	57	99.9	100.0	100.0
25 & Over	7	2	2	100.0	100.0	100.0
Not Stated	-	-	-	x	x	x
Parity³				Percentage		
0	6 701	6 652	6 826	56.2	54.9	54.9
1	2 297	2 314	2 425	19.0	19.1	19.5
2	1 925	2 093	2 075	15.9	17.3	16.7
3	748	756	789	6.3	6.2	6.4
4	223	210	225	1.9	1.7	1.8
5+	84	84	84	0.7	0.7	0.7
Not Stated	-	-	-	-	-	-
Grounds for Abortion^{4,5}				Percentage		
A	4	10	7	0.0	0.1	0.1
B	38	27	26	0.3	0.2	0.2
C	11 713	11 868	12 184	96.9	97.3	97.1
D	171	148	165	1.4	1.2	1.3
E	166	148	169	1.3	1.2	1.3
F	-	-	-	-	-	-
G	-	-	-	-	-	-

1 Refers to therapeutic abortions notified in accordance with the Abortion Act 1967.

2 Defined as in Section 1(3) of the Abortion Act 1967.

3 The number of preceding completed pregnancies.

4 As some notifications record more than one Statutory Ground, the numbers and percentages of Grounds exceed the total number of pregnancies.

5 See page 4 for definitions of Statutory Grounds.

6 Rates are per 1,000 women in each age group.

p Provisional.

r Revised.

Source: Notifications (to the Chief Medical Officer for Scotland) of abortions performed under the Abortion Act 1967.

Abortions¹ — health board analysis

age; marital state; estimated gestation; method and grounds for termination
year ending 31 December 1997^r

	All Abortions			Age of women							
	Number	Rate per 1 000 live births	Rate per 1 000 women aged 15-44	Under 16	16-19	20-24	25-29	30-34	35-39	40-44	45 and over
All Areas	12 109	203.7	11.1	289	2 431	3 444	2 651	1 854	1 093	322	25
Argyll & Clyde	821	164.1	9.2	18	149	235	165	153	76	24	1
Ayrshire & Arran	650	156.0	8.5	19	146	170	124	104	65	21	1
Borders	194	171.4	9.6	4	36	40	41	31	28	10	4
Dumfries & Galloway	253	161.4	9.1	5	67	60	55	30	32	4	-
Fife	680	177.8	9.4	28	144	181	143	104	56	22	2
Forth Valley	571	179.7	9.8	16	117	163	121	84	57	12	1
Grampian	1 477	244.4	13.0	28	340	422	330	201	117	35	4
Greater Glasgow	2 314	211.2	11.3	49	423	717	544	349	177	50	5
Highland	455	186.2	11.2	9	118	113	86	70	43	16	-
Islands ²	92	120.7	6.8	2	18	20	24	15	7	6	-
Lanarkshire	884	130.2	7.2	24	175	219	204	152	90	20	-
Lothian	2 550	278.0	14.6	50	445	761	591	385	239	74	5
Tayside	1 146	260.2	14.5	37	251	337	216	171	104	28	2
Other ³	22	x	x	-	2	6	7	5	2	-	-

	Marital state				Estimated gestation (weeks)						Under 10 weeks' gestation : method of abortion	
	Single	Married	Widowed, divorced, or separated	Not stated/ not known	Under 10	Under 14	Under 18	Under 20	Under 25	Under 28	Surgical	Medical
	percentage				cumulative percentage						percentage	
All Areas	71.0	19.6	7.5	1.9	61.4	94.1	98.7	99.6	100.0	100.0	47.0	53.0
Argyll & Clyde	67.6	21.4	9.5	1.5	50.5	95.5	99.5	99.9	100.0	100.0	95.7	4.3
Ayrshire & Arran	69.2	22.5	8.0	0.3	34.9	95.7	99.4	99.5	99.8	100.0	99.0	1.0
Borders	57.7	23.7	12.4	6.2	69.6	90.2	98.5	99.5	100.0	100.0	22.5	77.5
Dumfries & Galloway	71.5	22.1	5.1	1.2	56.1	92.5	98.0	100.0	100.0	100.0	94.4	5.6
Fife	66.5	21.8	10.7	1.0	54.0	89.7	97.5	98.4	100.0	100.0	61.1	38.9
Forth Valley	66.2	24.2	7.7	1.9	60.2	93.0	98.4	99.5	100.0	100.0	67.4	32.6
Grampian	72.7	20.8	6.2	0.3	76.3	92.6	97.9	99.4	100.0	100.0	29.9	70.1
Greater Glasgow	76.5	15.2	6.6	1.8	58.1	95.9	99.5	99.9	100.0	100.0	48.3	51.7
Highland	72.3	17.6	8.8	1.3	64.2	91.9	98.2	99.3	99.8	100.0	30.8	69.2
Islands ²	68.5	17.4	14.1	0.0	69.6	95.7	98.9	100.0	100.0	100.0	68.9	31.1
Lanarkshire	69.6	20.1	9.7	0.6	50.2	97.1	99.7	99.9	100.0	100.0	80.3	19.7
Lothian	72.9	19.9	6.5	0.8	65.1	94.5	98.7	99.6	100.0	100.0	30.9	69.1
Tayside	65.3	19.2	6.6	8.9	75.0	92.1	97.7	99.4	100.0	100.0	36.0	64.0
Other ³	63.6	22.7	13.6	0.0	68.2	95.5	100.0	100.0	100.0	100.0	91.7	8.3

	Grounds for abortion ⁴					
	A	B	C	D	E	Emergency
All Areas	10	27	11 868	148	148	-
Argyll & Clyde	-	1	185	14	4	-
Ayrshire & Arran	-	1	644	1	4	-
Borders	1	1	188	1	3	-
Dumfries & Galloway	-	2	246	-	6	-
Fife	-	1	660	-	19	-
Forth Valley	-	1	557	7	8	-
Grampian	1	-	1 458	1	19	-
Greater Glasgow	1	3	2 264	64	17	-
Highland	1	1	448	1	4	-
Islands ²	-	4	88	1	-	-
Lanarkshire	2	2	865	9	10	-
Lothian	1	6	2 501	44	29	-
Tayside	3	4	1 112	4	25	-
Other ³	-	-	22	1	-	-

- 1 Refers to therapeutic abortions performed in Scotland and notified in accordance with the Abortion Act 1967.
- 2 Orkney, Shetland and Western Isles health board areas.
- 3 Patients resident outwith Scotland.
- 4 As some notifications record more than one Statutory Ground, the number of Grounds exceeds the number of abortions. See page 4 for definition.

r Revised.

Source : Notification (to the Chief Medical Officer for Scotland) of abortions performed under the Abortion Act, 1967.

2b | Abortions¹ — health board analysis

age; marital state; estimated gestation; method and grounds for termination
year ending 31 December 1998^p

	All Abortions			Age of women							
	Number	Rate per 1 000 live births	Rate per 1 000 women aged 15-44	Under 16	16-19	20-24	25-29	30-34	35-39	40-44	45 and over
All Areas	12 424	216.8	11.4	285	2 694	3 404	2 740	1 799	1 143	338	21
Argyll & Clyde	777	167.2	8.8	19	161	216	167	111	77	25	1
Ayrshire & Arran	700	172.6	9.2	23	180	156	168	96	57	18	2
Borders	177	170.5	8.8	4	37	51	40	25	17	3	-
Dumfries & Galloway	244	161.2	8.9	5	70	49	44	49	21	6	-
Fife	783	203.2	10.8	34	191	200	149	109	76	23	1
Forth Valley	602	190.6	10.3	12	117	189	141	69	55	17	2
Grampian	1 419	237.8	12.7	33	324	368	306	212	126	49	1
Greater Glasgow	2 311	224.5	11.1	45	453	675	511	350	217	57	3
Highland	435	177.5	10.8	5	107	101	91	69	44	16	2
Islands ²	83	113.2	6.3	2	14	14	27	10	9	7	-
Lanarkshire	980	148.3	8.0	21	229	262	207	148	92	19	2
Lothian	2 603	295.6	14.9	40	534	751	614	362	231	65	6
Tayside	1 247	297.2	16.0	42	266	355	257	176	118	32	1
Other ³	63	x	x	-	11	17	18	13	3	1	-

	Marital state				Estimated gestation (weeks)						Under 10 weeks' gestation : method of abortion	
	Single	Married	Widowed, divorced, or separated	Not stated/ not known	Under 10	Under 14	Under 18	Under 20	Under 25	Under 28	Surgical	Medical
All Areas	72.5	18.9	6.8	1.8	61.8	93.6	98.5	99.5	100.0	100.0	43.7	56.3
Argyll & Clyde	70.4	19.2	7.7	2.7	54.4	95.0	99.4	99.9	100.0	100.0	94.7	5.3
Ayrshire & Arran	74.9	17.9	7.0	0.3	36.7	93.1	98.7	99.7	100.0	100.0	99.2	0.8
Borders	72.3	17.5	5.1	5.1	68.9	94.4	98.3	100.0	100.0	100.0	29.1	70.9
Dumfries & Galloway	65.6	26.2	7.8	0.4	57.0	92.2	97.1	99.2	100.0	100.0	79.0	21.0
Fife	71.5	17.1	9.8	1.5	56.4	88.8	96.9	98.2	100.0	100.0	44.5	55.5
Forth Valley	70.8	20.9	6.5	1.8	64.3	92.9	97.8	100.0	100.0	100.0	57.1	42.9
Grampian	70.7	21.8	6.5	1.1	76.4	93.7	98.0	99.2	100.0	100.0	32.9	67.1
Greater Glasgow	73.5	17.2	7.0	2.3	60.5	95.8	99.4	99.6	100.0	100.0	42.9	57.1
Highland	69.2	21.6	8.5	0.7	59.5	94.9	98.6	100.0	100.0	100.0	38.7	61.3
Islands ²	66.3	24.1	6.0	3.6	77.1	96.4	98.8	100.0	100.0	100.0	73.5	26.5
Lanarkshire	69.7	21.2	8.0	1.1	50.1	94.4	98.2	99.0	99.9	100.0	77.1	22.9
Lothian	76.8	17.2	4.8	1.3	62.7	92.9	98.4	99.8	100.0	100.0	32.3	67.7
Tayside	70.5	18.3	7.5	3.7	75.2	93.2	98.5	99.8	100.0	100.0	15.6	84.4
Other ³	69.8	17.5	9.5	3.2	66.7	88.9	95.2	96.8	100.0	100.0	42.4	57.6

	Grounds for abortion ⁴					
	A	B	C	D	E	Emergency
All Areas	7	26	12 184	165	169	-
Argyll & Clyde	1	2	766	15	8	-
Ayrshire & Arran	-	-	690	1	9	-
Borders	-	-	175	-	2	-
Dumfries & Galloway	-	-	240	-	4	-
Fife	1	-	754	-	29	-
Forth Valley	-	-	591	-	11	-
Grampian	-	-	1 395	6	25	-
Greater Glasgow	3	6	2 258	102	15	-
Highland	-	1	432	-	3	-
Islands ²	-	6	77	1	-	-
Lanarkshire	-	2	951	5	25	-
Lothian	-	2	2 575	34	16	-
Tayside	2	7	1 220	1	19	-
Other ³	-	-	60	-	3	-

- 1 Refers to therapeutic abortions performed in Scotland and notified in accordance with the Abortion Act 1967.
 - 2 Orkney, Shetland and Western Isles health board areas.
 - 3 Patients resident outwith Scotland (27) and patients where the Health Board area of residence is not known (36).
 - 4 As some notifications record more than one Statutory Ground, the number of Grounds exceeds the number of abortions. See page 4 for definition.
- p Provisional.

Source : Notification (to the Chief Medical Officer for Scotland) of abortions performed under the Abortion Act, 1967.

3 Abortions¹

by health board of treatment and area of residence: 1997^r and 1998^p

Health Board of treatment	Area of residence														
	All Areas	Argyll & Clyde	Ayrshire & Arran	Borders	Dumfries & Galloway	Fife	Forth Valley	Grampian	Greater Glasgow	Highland	Islands ²	Lanarkshire	Lothian	Tayside	Outwith ³ Scotland
1997															
All areas	12 109	821	650	194	253	680	571	1 477	2 314	455	92	884	2 550	1 146	22
Argyll & Clyde	733	699	17	-	-	-	1	-	12	1	-	1	1	-	1
Ayrshire & Arran	623	-	619	-	3	-	-	-	-	-	-	-	-	-	1
Borders	153	-	-	150	-	-	-	-	-	-	-	-	-	-	3
Dumfries & Galloway	248	-	-	-	246	-	-	-	-	-	-	-	-	-	2
Fife	486	-	-	-	-	484	-	-	-	-	-	-	1	1	-
Forth Valley	531	-	-	-	-	5	507	-	1	-	-	9	4	5	-
Grampian	1 540	-	-	-	-	-	-	1 458	-	9	64	-	-	5	4
Greater Glasgow	2 628	115	13	-	2	12	8	-	2 293	2	4	173	2	-	4
Highland	458	3	-	-	-	-	-	9	-	441	5	-	-	-	-
Islands ²	18	-	-	-	-	-	-	-	-	-	18	-	-	-	-
Lanarkshire	663	1	1	-	-	-	1	-	2	-	-	658	-	-	-
Lothian	2 750	3	-	44	2	47	53	-	5	1	1	43	2 541	6	4
Tayside	1 278	-	-	-	-	132	1	10	1	1	-	-	1	1 129	3
1998															
All areas	12 424	777	700	177	244	783	602	1 419	2 311	435	83	980	2 603	1 247	63
Argyll & Clyde	720	660	35	-	-	-	2	-	21	1	-	1	-	-	-
Ayrshire & Arran	663	2	654	-	2	-	1	-	1	-	-	-	-	-	3
Borders	141	-	-	133	-	-	-	-	-	-	-	-	1	-	7
Dumfries & Galloway	244	-	-	-	240	-	1	-	-	-	-	2	-	-	1
Fife	614	-	2	-	-	603	-	1	-	-	-	-	2	3	3
Forth Valley	567	-	-	-	-	4	542	-	-	-	-	9	3	9	-
Grampian	1 468	-	-	-	-	-	-	1 403	1	7	46	-	2	2	7
Greater Glasgow	2 636	113	8	-	1	1	13	2	2 280	3	6	194	4	-	11
Highland	452	1	-	-	-	-	-	5	-	424	4	-	-	-	18
Islands ²	27	-	-	-	-	-	-	-	-	-	27	-	-	-	-
Lanarkshire	753	-	-	-	-	-	-	-	5	-	-	747	-	-	1
Lothian	2 764	-	1	44	1	48	42	-	3	-	-	27	2 588	1	9
Tayside	1 375	1	-	-	-	127	1	8	-	-	-	-	3	1 232	3

1 Refers to therapeutic abortions performed in Scotland and notified in accordance with the Abortion Act 1967.

2 Orkney, Shetland and Western Isles health board areas.

3 For 1998, patients resident outwith Scotland (27) and patients where the health board of residence is 'not known' (36).

r Revised.

p Provisional.

4 | Abortions¹ by local council area of residence

1996-1998

Local Council Area	1996	1997 ^r	1998 ^p	1996	1997	1998 ^p
	Number			Rate per 1 000 women aged 15-44		
All Areas	11 978	12 109	12 424	10.9	11.1	11.4
Aberdeen City	847	871	846	17.1	17.8	17.8
Aberdeenshire	474	481	433	9.8	10.1	9.2
Angus	271	243	299	12.4	11.2	13.9
Argyll and Bute	135	158	141	8.0	9.4	8.5
Clackmannanshire	92	103	99	9.1	10.2	9.9
Dumfries and Galloway	219	253	244	7.8	9.1	8.9
Dundee City	552	588	601	17.3	18.6	19.6
East Ayrshire	198	181	217	9.0	7.2	8.8
East Dunbartonshire	203	195	201	8.8	8.4	8.9
East Lothian	222	224	240	12.5	12.4	13.3
East Renfrewshire	127	118	148	7.0	6.5	8.3
Edinburgh City	1 705	1 744	1 761	16.3	16.5	16.7
Eilean Siar	28	26	30	5.2	5.1	6.0
Falkirk	304	288	315	9.9	9.4	10.3
Fife	737	680	780	10.1	9.4	10.8
Glasgow City	1 764	1 794	1 765	12.3	12.5	12.0
Highland	444	455	433	10.7	11.2	10.7
Inverclyde	151	160	172	8.3	8.8	9.6
Midlothian	211	210	228	12.6	12.4	13.6
Moray	133	124	132	7.7	7.3	7.9
North Ayrshire	254	256	257	8.7	8.8	8.9
North Lanarkshire	553	540	592	7.7	7.5	8.3
Orkney Islands	30	33	20	8.0	8.9	5.5
Perth and Kinross	305	315	346	11.8	12.1	13.5
Renfrewshire	350	384	348	9.1	10.0	9.2
Scottish Borders	163	195	176	8.1	9.7	8.8
Shetland Islands	38	33	33	8.2	7.1	7.2
South Ayrshire	234	213	226	10.3	9.3	10.0
South Lanarkshire	500	492	519	7.5	7.4	7.8
Stirling	172	178	186	9.7	10.0	10.6
West Dunbartonshire	173	172	175	8.4	8.3	8.6
West Lothian	365	372	366	10.6	10.7	10.5
Other/Not Known	24	30	95	-	-	-

¹ Refers to therapeutic abortions performed in Scotland and notified in accordance with the Abortion Act 1967.

^r Revised.

^p Provisional.

Source: Notification (to the Chief Medical Officer for Scotland) of abortions performed under the Abortion Act, 1967

5

Abortions¹ performed in Scotland and on Scottish residents in England & Wales

1968-1998

Year	Performed in Scotland			Performed in England & Wales	Total performed on
	Scottish Residents	Other Residents	Total	Scottish Residents	Scottish Residents
1968	1 537	7	1 544	-	1 537
1969	3 532	24	3 556	-	3 532
1970	5 240	14	5 254	-	5 240
1971	6 312	21	6 333	-	6 312
1972	7 591	18	7 609	835	8 426
1973	7 524	18	7 542	1 068	8 592
1974	7 563	5	7 568	1 026	8 589
1975	7 301	26	7 327	1 054	8 355
1976	7 200	19	7 219	949	8 149
1977	7 308	26	7 334	840	8 148
1978	7 416	35	7 451	976	8 392
1979	7 752	32	7 784	1 028	8 780
1980	7 878	27	7 905	1 179	9 057
1981	8 982	25	9 007	998	9 980
1982	8 398	27	8 425	898	9 296
1983	8 447	12	8 459	800	9 247
1984	9 141	14	9 155	781	9 922
1985	9 175	14	9 189	728	9 903
1986	9 612	16	9 628	751	10 363
1987	9 450	10	9 460	742	10 192
1988	10 112	16	10 128	851	10 963
1989	10 191	18	10 209	788	10 979
1990	10 201	18	10 219	784	10 985
1991	11 047	21	11 068	712	11 759
1992	10 793	25	10 818	573	11 366
1993	11 055	21	11 076	441	11 496
1994	11 371	21	11 392	363	11 734
1995	11 131	12	11 143	291	11 422
1996	11 958	20	11 978	329	12 287
1997 ^r	12 087	22	12 109	322	12 409
1998 ^p	12 397	27	12 424	-	-

1 Refers to therapeutic abortions notified in accordance with the Abortion Act 1967.

- Not available.

r Revised.

p Provisional.

Source : Notification (to the Chief Medical Officer for Scotland) of abortions performed under the Abortion Act, 1967; Office for National Statistics (for abortions performed in England & Wales).

6 Abortions¹ by age group

1968-1998

Year	Total		Age Group						
	Number	Rate ²	Under 20	20-24	25-29	30-34	35-39	40 & over	Not known ³
1968	1 544	1.5	226	306	278	309	287	123	15
1969	3 556	3.5	600	767	587	674	571	280	77
1970	5 254	5.1	936	1 233	887	915	821	408	54
1971	6 333	6.2	1 235	1 424	1 096	1 047	957	492	82
1972	7 609	7.4	1 681	1 808	1 344	1 186	1 029	470	91
1973	7 542	7.3	1 864	1 794	1 360	1 021	955	490	58
1974	7 568	7.4	1 978	1 738	1 360	1 047	934	505	6
1975	7 327	7.1	2 021	1 695	1 303	961	923	424	-
1976	7 219	6.9	2 130	1 691	1 215	922	816	445	-
1977	7 334	7.0	2 131	1 822	1 233	974	733	441	-
1978	7 451	7.0	2 149	1 887	1 224	1 047	748	396	-
1979	7 784	7.3	2 136	2 039	1 263	1 119	806	421	-
1980	7 905	7.3	2 366	2 193	1 256	1 013	714	363	-
1981	9 007	8.2	2 681	2 495	1 481	1 186	792	372	-
1982	8 425	7.6	2 541	2 461	1 336	998	773	316	-
1983	8 459	7.6	2 521	2 519	1 445	962	711	301	-
1984	9 155	8.2	2 891	2 737	1 524	952	759	292	-
1985	9 189	8.2	2 841	2 826	1 580	984	702	256	-
1986	9 628	8.6	2 839	2 985	1 744	1 081	708	271	-
1987	9 460	8.4	2 697	2 996	1 729	1 082	697	259	-
1988	10 128	9.0	2 812	3 304	1 970	1 107	663	272	-
1989	10 209	9.1	2 823	3 202	1 968	1 229	706	281	-
1990	10 219	9.1	2 779	3 242	2 063	1 161	700	274	-
1991	11 068	9.9	2 851	3 486	2 253	1 445	743	290	-
1992	10 818	9.8	2 624	3 389	2 291	1 444	799	271	-
1993	11 076	10.0	2 585	3 368	2 447	1 492	891	293	-
1994	11 392	10.3	2 605	3 486	2 431	1 648	877	345	-
1995	11 143	10.1	2 481	3 399	2 438	1 609	887	329	-
1996	11 978	10.9	2 685	3 571	2 603	1 801	960	358	-
1997 ^r	12 109	11.1	2 720	3 444	2 651	1 854	1 093	347	-
1998 ^p	12 424	11.4	2 979	3 404	2 740	1 799	1 143	359	-

1 Refers to therapeutic abortions performed in Scotland and notified in accordance with the Abortion Act 1967.

2 Rate per 1000 women aged 15-44.

3 Cases where age was not known are excluded from the percentages shown in Figure 2.

r Revised.

p Provisional.

Source : Notification (to the Chief Medical Officer for Scotland) of abortions performed under the Abortion Act, 1967.

Abortions¹ by estimated gestation

1968 -1998

Year	Estimated Gestation ² in Weeks					Not Stated ²
	All Gestations	Under 10	10-13	14-17	18 & over	
1968	1 544	404	572	383	133	52
1969	3 556	948	1 462	791	273	82
1970	5 254	1 506	2 397	965	303	83
1971	6 333	1 861	2 929	1 079	312	152
1972	7 609	2 537	3 547	1 105	295	125
1973	7 542	2 729	3 468	1 002	276	67
1974	7 568	2 855	3 598	888	227	-
1975	7 327	2 747	3 470	845	265	-
1976	7 219	2 844	3 310	830	233	2
1977	7 334	3 003	3 320	773	234	4
1978	7 451	3 093	3 439	702	209	8
1979	7 784	3 282	3 454	804	240	4
1980	7 905	3 336	3 528	785	256	-
1981	9 007	3 876	4 124	790	217	-
1982	8 425	3 804	3 683	710	228	-
1983	8 459	3 964	3 562	691	242	-
1984	9 155	4 219	3 858	857	221	-
1985	9 189	4 305	3 867	835	182	-
1986	9 628	4 506	4 191	770	161	-
1987	9 460	4 427	4 019	807	207	-
1988	10 128	4 875	4 106	941	206	-
1989	10 209	5 281	4 081	709	138	-
1990	10 219	5 203	4 129	711	176	-
1991	11 068	5 884	4 339	652	193	-
1992	10 818	6 041	3 965	639	173	-
1993	11 076	6 610	3 682	604	170	10
1994	11 392	6 898	3 687	620	181	6
1995	11 143	7 068	3 399	533	143	-
1996	11 978	7 494	3 716	594	174	-
1997 ^r	12 109	7 435	3 960	558	156	-
1998 ^p	12 424	7 678	3 956	598	192	-

1 Refers to therapeutic abortions performed in Scotland and notified in accordance with the Abortion Act 1967.

2 Cases where gestation was not stated are excluded from the calculation of percentages for Figure 3.

r Revised.

p Provisional.

Abortions¹ by method of termination

1992-1998

Year	Method of Termination ²	
	Medical ³	Surgical ⁴
1992	1 769	9 048
1993	2 395	8 670
1994	3 064	8 324
1995	3 266	7 875
1996	3 947	8 031
1997	4 432	7 677
1998 ^p	4 883	7 540

1 Refers to therapeutic abortions performed in Scotland and notified in accordance with the Abortion Act 1967.

2 Method of termination not determined in a small number of cases.

3 Includes prostaglandins, oxytocics, antiprogesterones and 'other medical'.

4 Includes vacuum aspiration, D&C and 'other surgical'.

r Revised.

p Provisional.

Source : Notification (to the Chief Medical Officer for Scotland) of abortions performed under the Abortion Act, 1967.

Information & Statistics Division
Trinity Park House
South Trinity Road
Edinburgh EH5 3SQ

GENERAL ENQUIRIES

phone 0131-551 8899
fax 0131-551 1392