

# Abortion Statistics Scotland 1998 and 1999

This *Health Briefing* presents statistical information on notifications, to the Chief Medical Officer for Scotland, of terminations of pregnancy under the Abortion Act 1967. The data presented spans a 10 year period and includes information on the age and area of residence of the women, and on the gestation, method of termination, and grounds for termination.

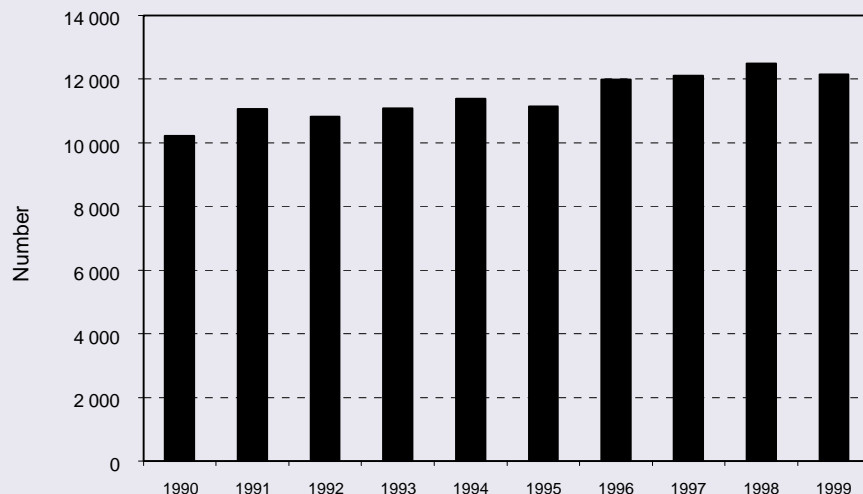
In addition to abortions performed in Scotland, a small proportion of abortions on Scottish residents are performed in England & Wales (2.9% in 1998). The number of abortions performed in England & Wales on Scottish residents for the years 1990-1999 is shown in Table 5; these data are not yet available for 1999. Note that the abortions performed in Scotland include those performed on a small number of non-Scottish residents (23 in 1999).

Information for earlier years is available in *Abortion Statistics 1968-1998*, also published by ISD, and available at <http://www.show.scot.nhs.uk/isd/publications/pubsa-c.htm>.

### Abortions performed in Scotland, 1990-1999

There were 12,144 abortions performed in Scotland notified during 1999, a slight fall from the previous year. However, the overall trend over the last ten years has been upward (Figure 1 below and Table 5). Expressing the number of abortions performed in Scotland as a rate, there were 11.1 abortions per 1000 women aged 15-44 in Scotland during 1999. In 1990 the rate was 9.1 per 1,000 women aged 15-44.

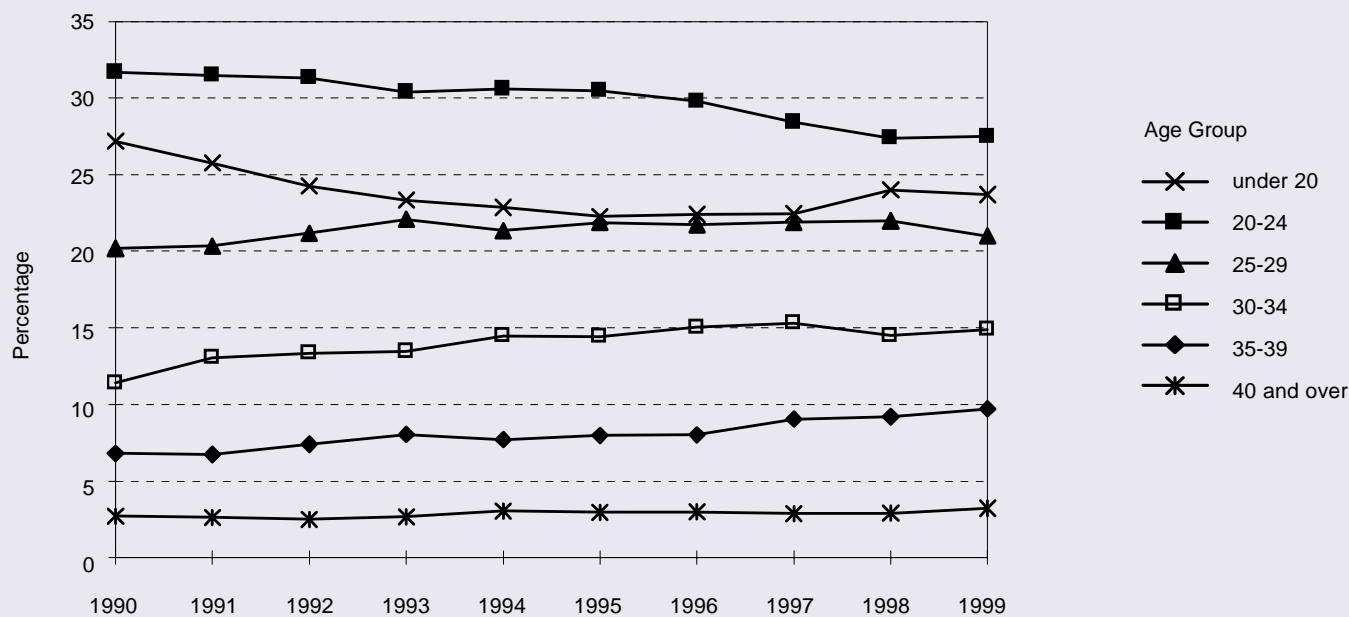
**Figure 1** Number of abortions 1990-1999



## Age of women

The percentage of abortions among women in different age groups has changed over the past ten years with an increasing proportion involving women of 30 years of age and older (up from 20.9% to 27.7%). However, in all years, the percentage of abortions was highest in women in the 20-24 age group (27.6% in 1999).

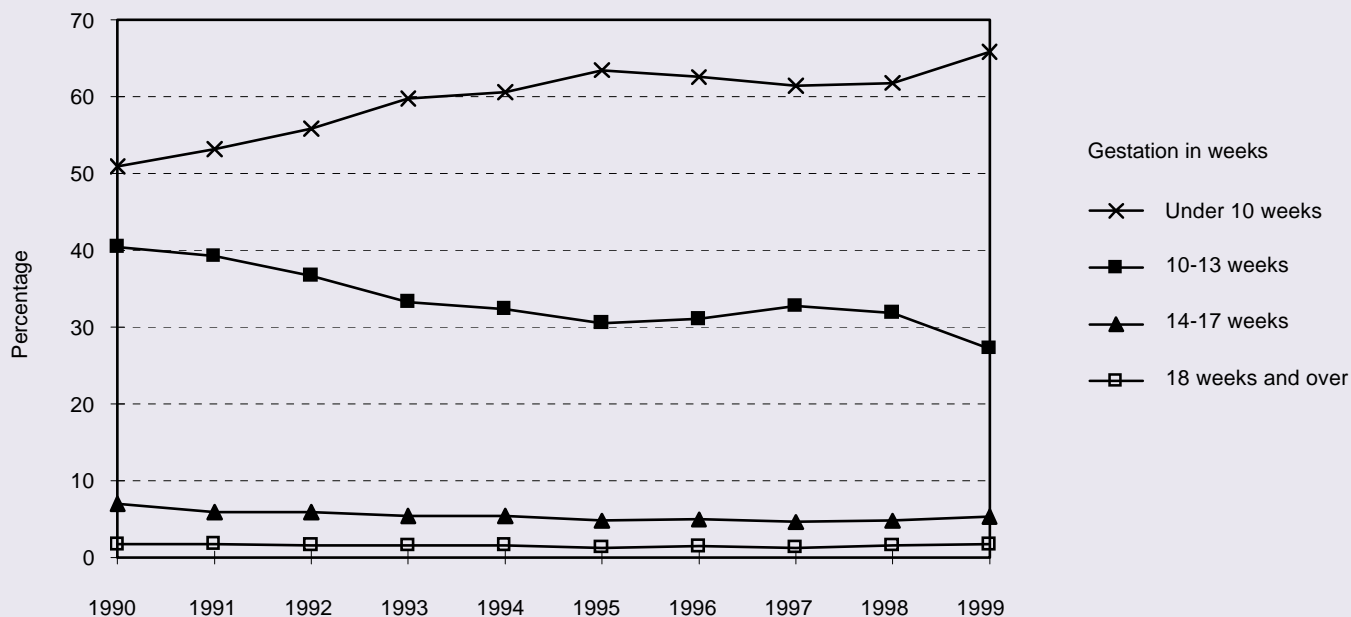
**Figure 2 Abortions performed in Scotland, 1990 -1999 by age**



## Estimated gestation

Over the past ten years the percentage of abortions being carried out at less than 10 weeks gestation has increased from 50.9% in 1990 to 65.8% in 1999. This increase has been mirrored in the decline in abortions carried out at 10-13 weeks gestation. There has been very little change in the proportion of abortions carried out at later gestations, which in 1999 accounted for seven per cent of the total.

**Figure 3 Abortions by estimated gestation**

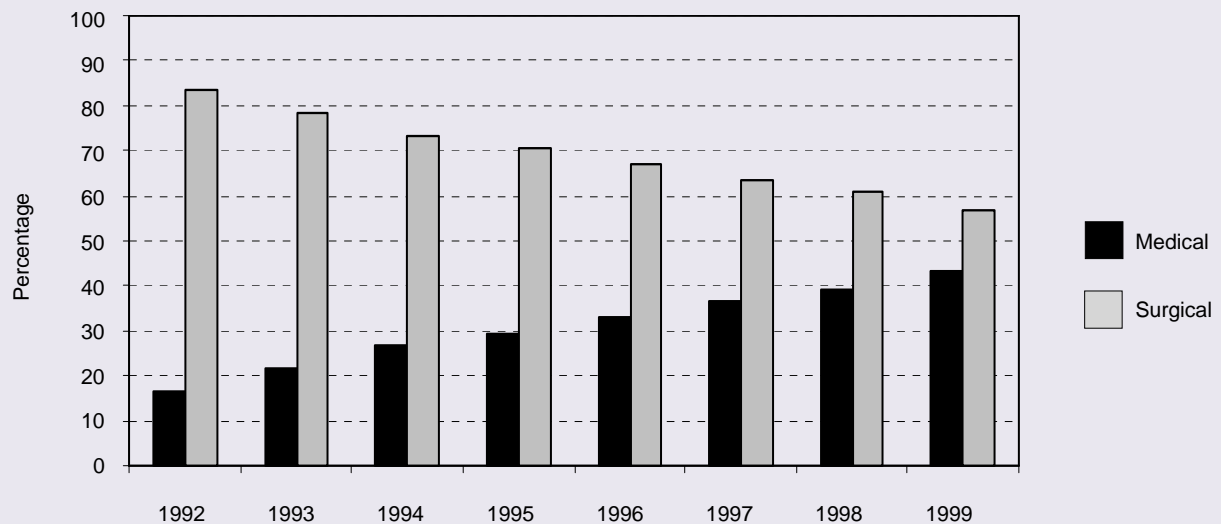


## Method of termination

Prior to 1991, most terminations of pregnancy were performed by doctors using vacuum aspiration or D&C. For higher gestations, uterine evacuation was precipitated using oxytocics. In July 1991, a new medical method of termination (Mifepristone, RU 486, in combination with a prostaglandin analog) was licensed for use in the United Kingdom for abortions at under 10 weeks gestation.

In Scotland, the introduction of this new medical method of termination has had a marked affect with the percentage of abortions carried out surgically falling from 83.6% in 1992 to 56.8% in 1999 (mainly due to a fall in the percentage of abortions carried out by vacuum aspiration). During this time period the percentage of abortions carried out by medical methods rose from 16.4% to 43.2%. The percentage of abortions carried out by surgical and medical methods for the years 1992-1999 is shown in Figure 4.

**Figure 4 Abortions by method of termination 1992 - 1999**

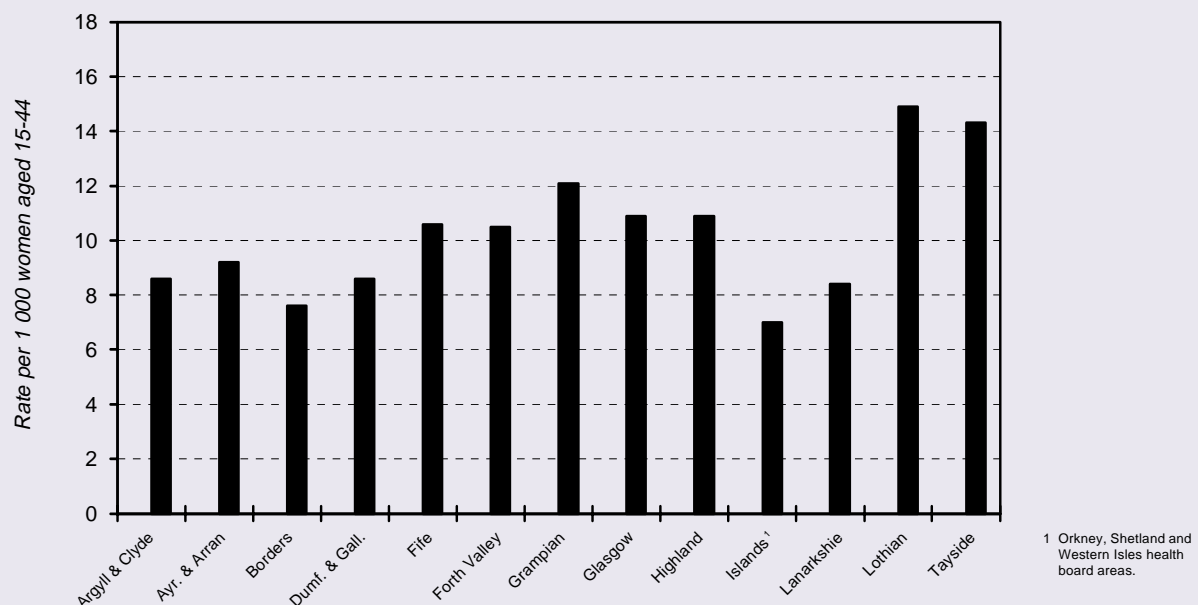


## Area of residence

### Health board area

The overall abortion rate in Scotland in 1999 was 11.1 per 1,000 women aged 15-44. Among the mainland health board areas the rate ranged from a low of 7.6 per 1,000 in Borders to 14.9 per 1,000 women aged 15-44 in Lothian (Figure 5 and Table 2b). Variation in abortion rates around the country may be due to a variety of reasons relating to the socio-demographic profile of an area and local culture as well as to service provision.

**Figure 5 Abortions by health board area of residence 1999**



The overall trend towards increasing medical termination is not apparent in all areas of the country. In four health board areas, Argyll & Clyde, Ayrshire & Arran, Dumfries & Galloway and Lanarkshire, more than three-quarters of abortions are carried out by surgical methods. However, these areas also have a lower than average percentage of abortions carried out at under 10 weeks gestation - the upper limit for administration of Mifepristone (see Method of termination above).

#### *Local council area*

In April 1996, Scotland's 56 Local Government Districts were replaced by 32 Local Council Areas (LCAs) and figures for abortions performed in Scotland by LCA are shown for the years 1997-1999. As for health board area, a number of different explanatory factors may be having an influence on the rates.

Among the mainland council areas, Dundee City had the highest abortion rate in all 3 years (18.2 compared to a Scottish figure of 11.1 per 1,000 women aged 15-44 in 1999). In contrast, East Renfrewshire had the lowest abortion rate among the mainland council areas in 1997 and 1999 (6.4 and 7.2 per 1,000 women aged 15-44, respectively) and South Lanarkshire had the lowest rate in 1998 (7.9 per 1,000 women aged 15-44). Of the 4 major cities (Edinburgh, Glasgow, Dundee and Aberdeen), Glasgow had the lowest abortion rate in all three years (Table 4).

### **Statutory Grounds for Abortion from April 1991**

#### *Non Emergency*

- A** the continuance of the pregnancy would involve risk to the life of the pregnant woman greater than if the pregnancy were terminated.
- B** the termination is necessary to prevent grave permanent injury to the physical or mental health of the pregnant woman.
- C** the pregnancy has NOT exceeded its 24th week and that the continuance of the pregnancy would involve risk, greater than if the pregnancy were terminated, of injury to the physical or mental health of the pregnant woman.
- D** the pregnancy has NOT exceeded its 24th week and that the continuance of the pregnancy would involve risk, greater than if the pregnancy were terminated, of injury to the physical or mental health of the existing child(ren) of the family of the pregnant woman.
- E** there is a substantial risk that if the child were born it would suffer from such physical or mental abnormalities as to be seriously handicapped.

#### *Emergency*

- F** it was necessary to save the life of the woman.
- G** it was necessary to prevent grave permanent injury to the physical or mental health of the pregnant woman.

# 1 Abortions<sup>1</sup> performed in Scotland

by place, age, marital state, estimated gestation, parity and grounds for termination

	1997	1998 <sup>r</sup>	1999 <sup>p</sup>	1997	1998 <sup>r</sup>	1999 <sup>6,p</sup>
	Number			Rate per 1000 women aged 15-44		
<b>Total Performed in Scotland</b>	<b>12 109</b>	<b>12 485</b>	<b>12 144</b>	<b>11.1</b>	<b>11.4</b>	<b>11.1</b>
Scottish residents	12 087	12 458	12 121	x	x	x
Non-Scottish residents	22	27	23	x	x	x
Performed in						
NHS Hospital	11 922	12 316	11 961	10.9	11.3	11.0
Approved Place <sup>2</sup>	187	169	183	0.2	0.2	0.2
<b>Age of Woman</b>				Rate per 1000 women <sup>7</sup>		
Under 16	289	286	251			
16 - 19	2 431	2 707	2 630	19.5	21.3	20.7
20 - 24	3 444	3 426	3 346	21.3	21.9	21.4
25 - 29	2 651	2 749	2 551	13.7	14.8	13.7
30 - 34	1 854	1 807	1 807	8.9	8.7	8.7
35 - 39	1 093	1 149	1 175	5.5	5.7	5.8
40 - 44	322	339	361	1.8	1.9	2.0
45 +	25	22	23	x	x	x
<b>Marital State</b>				Percentage		
Single	8 599	9 053	8 849	71.0	72.5	72.9
Married	2 374	2 354	2 184	19.6	18.9	18.0
W/Div/Sep	910	855	872	7.5	6.8	7.2
Not Known	226	223	239	1.9	1.8	2.0
<b>Estimated Gestation (weeks)</b>				Cumulative percentage		
Under 10	7 435	7 720	7 992	61.4	61.8	65.8
10-13	3 960	3 973	3 307	94.1	93.7	93.0
14-17	558	600	640	98.7	98.5	98.3
18-19	104	133	145	99.6	99.5	99.5
20-24	50	57	57	100.0	100.0	100.0
25 & Over	2	2	3	100.0	100.0	100.0
<b>Parity<sup>3</sup></b>				Percentage		
0	6 652	6 864	6 484	54.9	55.0	53.4
1	2 314	2 431	2 518	19.1	19.5	20.7
2	2 093	2 088	2 091	17.3	16.7	17.2
3	756	793	758	6.2	6.4	6.2
4	210	225	208	1.7	1.8	1.7
5+	84	84	85	0.7	0.7	0.7
<b>Grounds for Abortion<sup>4,5</sup></b>				Percentage		
A	10	7	8	0.1	0.1	0.1
B	27	26	20	0.2	0.2	0.2
C	11 868	12 245	11 913	97.3	97.1	97.5
D	148	165	133	1.2	1.3	1.1
E	148	169	145	1.2	1.3	1.2
F	-	-	-	-	-	-
G	-	-	-	-	-	-

1 Refers to therapeutic abortions notified in accordance with the Abortion Act 1967.

2 Defined as in Section 1(3) of the Abortion Act 1967.

3 The number of preceding completed pregnancies.

4 As some notifications record more than one Statutory Ground, the numbers and percentages of Grounds exceed the total number of pregnancies.

5 See page 4 for definitions of Statutory Grounds.

6 1999 rates are based on 1998 populations.

7 Rates are per 1,000 women in each age group.

x Not applicable.

p Provisional.

r Revised.

Source: Notifications (to the Chief Medical Officer for Scotland) of abortions performed under the Abortion Act 1967.

# Abortions<sup>1</sup> — health board analysis

age; marital state; estimated gestation; method and grounds for termination  
year ending 31 December 1998<sup>r</sup>

	All Abortions			Age of women							
	Number	Rate per 1 000 live births	Rate per 1 000 women aged 15-44	Under 16	16-19	20-24	25-29	30-34	35-39	40-44	45 and over
<b>All Areas</b>	<b>12 485</b>	<b>217.8</b>	<b>11.4</b>	<b>286</b>	<b>2 707</b>	<b>3 426</b>	<b>2 749</b>	<b>1 807</b>	<b>1 149</b>	<b>339</b>	<b>22</b>
Argyll & Clyde	778	167.5	8.8	19	161	217	167	111	77	25	1
Ayrshire & Arran	700	172.6	9.2	23	180	156	168	96	57	18	2
Borders	177	170.5	8.8	4	37	51	40	25	17	3	-
Dumfries & Galloway	245	161.8	9.0	5	70	49	44	50	21	6	-
Fife	785	203.7	10.8	34	191	200	149	109	77	24	1
Forth Valley	602	190.6	10.3	12	117	189	141	69	55	17	2
Grampian	1 435	240.5	12.9	33	324	372	313	214	129	49	1
Greater Glasgow	2 330	226.3	11.2	45	458	685	512	352	218	57	3
Highland	461	188.1	11.4	5	112	108	96	77	45	16	2
Islands <sup>2</sup>	87	118.7	6.6	2	15	16	28	10	9	7	-
Lanarkshire	983	148.8	8.0	21	229	263	207	149	92	20	2
Lothian	2 623	297.9	15.0	40	541	758	616	363	233	65	7
Tayside	1 252	298.4	16.1	43	268	355	259	176	118	32	1
Other <sup>3</sup>	27	x	x	-	4	7	9	6	1	-	-

	Marital state				Estimated gestation (weeks)						Under 10 weeks' gestation : method of abortion	
	Single	Married	Widowed, divorced, or separated	Not stated/ not known	Under 10	Under 14	Under 18	Under 20	Under 25	Under 28	Surgical	Medical
	percentage				cumulative percentage						percentage	
<b>All Areas</b>	<b>72.5</b>	<b>18.9</b>	<b>6.8</b>	<b>1.8</b>	<b>61.8</b>	<b>93.7</b>	<b>98.5</b>	<b>99.5</b>	<b>100.0</b>	<b>100.0</b>	<b>43.6</b>	<b>56.4</b>
Argyll & Clyde	70.4	19.2	7.7	2.7	54.4	95.0	99.4	99.9	100.0	100.0	94.7	5.3
Ayrshire & Arran	74.9	17.9	7.0	0.3	36.7	93.1	98.7	99.7	100.0	100.0	99.2	0.8
Borders	72.3	17.5	5.1	5.1	68.9	94.4	98.3	100.0	100.0	100.0	29.1	70.9
Dumfries & Galloway	65.7	26.1	7.8	0.4	57.1	92.2	97.1	99.2	100.0	100.0	79.2	20.8
Fife	71.3	17.2	9.9	1.5	56.4	88.8	96.9	98.2	100.0	100.0	44.7	55.3
Forth Valley	70.8	20.9	6.5	1.8	64.3	92.9	97.8	100.0	100.0	100.0	57.1	42.9
Grampian	70.6	21.8	6.6	1.0	76.2	93.7	97.9	99.1	100.0	100.0	33.0	67.0
Greater Glasgow	73.6	17.1	7.0	2.3	60.8	95.8	99.4	99.6	100.0	100.0	42.8	57.2
Highland	69.0	21.9	8.5	0.7	59.2	94.8	98.7	100.0	100.0	100.0	37.8	62.2
Islands <sup>2</sup>	66.7	23.0	6.9	3.4	75.9	96.6	98.9	100.0	100.0	100.0	74.0	26.0
Lanarkshire	69.7	21.2	8.0	1.1	50.1	94.4	98.2	99.0	99.9	100.0	76.9	23.1
Lothian	76.8	17.2	4.7	1.3	62.7	92.9	98.4	99.8	100.0	100.0	32.3	67.7
Tayside	70.6	18.2	7.5	3.7	75.2	93.2	98.5	99.8	100.0	100.0	15.5	84.5
Other <sup>3</sup>	74.1	14.8	7.4	3.7	74.1	88.9	96.3	100.0	100.0	100.0	37.5	62.5

	Grounds for abortion <sup>4</sup>					
	A	B	C	D	E	Emergency
<b>All Areas</b>	<b>7</b>	<b>26</b>	<b>12 245</b>	<b>165</b>	<b>169</b>	<b>-</b>
Argyll & Clyde	1	2	767	15	8	-
Ayrshire & Arran	-	-	690	1	9	-
Borders	-	-	175	-	2	-
Dumfries & Galloway	-	-	241	-	4	-
Fife	1	-	756	-	29	-
Forth Valley	-	-	591	-	11	-
Grampian	-	-	1 409	6	27	-
Greater Glasgow	3	6	2 277	102	15	-
Highland	-	1	458	-	3	-
Islands <sup>2</sup>	-	6	81	1	-	-
Lanarkshire	-	2	954	5	25	-
Lothian	-	2	2 595	34	16	-
Tayside	2	7	1 225	1	19	-
Other <sup>3</sup>	-	-	26	-	1	-

- 1 Refers to therapeutic abortions performed in Scotland and notified in accordance with the Abortion Act 1967.
- 2 Orkney, Shetland and Western Isles health board areas.
- 3 Patients resident outwith Scotland.
- 4 As some notifications record more than one Statutory Ground, the number of Grounds exceeds the number of abortions. See page 4 for definition.

x Not applicable.  
r Revised.

Source : Notification (to the Chief Medical Officer for Scotland) of abortions performed under the Abortion Act, 1967.

## 2b | Abortions<sup>1</sup> — health board analysis

age; marital state; estimated gestation; method and grounds for termination  
year ending 31 December 1999<sup>p</sup>

	All Abortions			Age of women							
	Number	Rate per 1 000 live births	Rate per 1 000 women aged 15-44	Under 16	16-19	20-24	25-29	30-34	35-39	40-44	45 and over
<b>All Areas</b>	<b>12 144</b>	<b>220.2</b>	<b>11.1</b>	<b>251</b>	<b>2 630</b>	<b>3 346</b>	<b>2 551</b>	<b>1 807</b>	<b>1 175</b>	<b>361</b>	<b>23</b>
Argyll & Clyde	761	167.7	8.6	24	170	190	158	119	70	27	3
Ayrshire & Arran	701	187.4	9.2	14	162	197	127	112	69	20	-
Borders	152	144.2	7.6	4	41	37	24	24	12	10	-
Dumfries & Galloway	236	168.3	8.6	12	48	57	39	45	22	13	-
Fife	769	210.4	10.6	17	187	200	149	111	81	23	1
Forth Valley	609	201.1	10.5	16	123	162	147	86	57	17	1
Grampian	1 343	232.2	12.1	23	308	347	281	203	140	40	1
Greater Glasgow	2 272	230.4	10.9	33	448	657	508	341	226	54	5
Highland	440	197.9	10.9	12	104	116	73	63	58	13	1
Islands <sup>2</sup>	92	124.8	7.0	2	14	19	17	18	14	7	1
Lanarkshire	1 027	159.1	8.4	18	225	289	197	167	98	33	-
Lothian	2 608	300.1	14.9	40	534	772	594	355	235	72	6
Tayside	1 111	279.2	14.3	36	260	300	231	160	91	29	4
Other <sup>3</sup>	23	x	x	-	6	3	6	3	2	3	-

	Marital state				Estimated gestation (weeks)						Under 10 weeks' gestation : method of abortion	
	Single	Married	Widowed, divorced, or separated	Not stated/ not known	Under 10	Under 14	Under 18	Under 20	Under 25	Under 28	Surgical	Medical
	percentage				cumulative percentage						percentage	
<b>All Areas</b>	<b>72.9</b>	<b>18.0</b>	<b>7.2</b>	<b>2.0</b>	<b>65.8</b>	<b>93.0</b>	<b>98.3</b>	<b>99.5</b>	<b>100.0</b>	<b>100.0</b>	<b>42.6</b>	<b>57.4</b>
Argyll & Clyde	71.7	18.1	7.5	2.6	56.1	93.2	98.4	99.5	100.0	100.0	94.1	5.9
Ayrshire & Arran	75.7	18.3	5.7	0.3	43.9	94.9	99.1	99.3	100.0	100.0	96.9	3.1
Borders	66.4	21.7	6.6	5.3	69.7	91.4	99.3	100.0	100.0	100.0	26.4	73.6
Dumfries & Galloway	66.9	26.7	5.5	0.8	60.2	88.6	94.5	97.0	100.0	100.0	76.5	23.5
Fife	70.4	16.6	11.3	1.7	68.7	91.3	97.5	99.0	100.0	100.0	32.6	67.4
Forth Valley	71.8	18.9	6.4	3.0	64.2	94.4	98.4	99.8	100.0	100.0	54.4	45.6
Grampian	69.8	22.4	6.8	1.0	75.9	90.7	97.6	99.3	99.9	100.0	37.6	62.4
Greater Glasgow	74.3	14.2	8.0	3.5	68.7	95.9	99.8	100.0	100.0	100.0	39.3	60.7
Highland	68.2	21.6	9.3	0.9	53.9	89.1	97.3	99.5	100.0	100.0	27.3	72.7
Islands <sup>2</sup>	62.0	30.4	7.6	0.0	66.3	87.0	96.7	98.9	100.0	100.0	60.0	40.0
Lanarkshire	71.3	19.7	8.4	0.7	58.3	90.7	97.4	99.2	99.9	100.0	82.5	17.5
Lothian	77.1	17.0	4.9	1.0	65.5	93.3	98.3	99.7	100.0	100.0	31.5	68.5
Tayside	71.4	16.5	8.0	4.1	80.0	93.9	98.1	99.5	100.0	100.0	9.7	90.3
Other <sup>3</sup>	69.6	13.0	13.0	4.3	73.9	100.0	100.0	100.0	100.0	100.0	60.0	40.0

	Grounds for abortion <sup>4</sup>					
	A	B	C	D	E	Emergency
<b>All Areas</b>	<b>8</b>	<b>20</b>	<b>11 913</b>	<b>133</b>	<b>145</b>	<b>-</b>
Argyll & Clyde	2	5	744	12	8	-
Ayrshire & Arran	-	2	692	1	6	-
Borders	-	-	150	-	2	-
Dumfries & Galloway	1	-	227	-	8	-
Fife	1	2	743	-	22	-
Forth Valley	1	-	603	2	5	-
Grampian	-	-	1 319	1	24	-
Greater Glasgow	1	1	2 218	90	10	-
Highland	-	-	431	-	9	-
Islands <sup>2</sup>	-	2	85	-	5	-
Lanarkshire	1	3	1 002	8	19	-
Lothian	-	3	2 582	17	16	-
Tayside	1	2	1 095	2	11	-
Other <sup>3</sup>	-	-	22	-	-	-

- 1 Refers to therapeutic abortions performed in Scotland and notified in accordance with the Abortion Act 1967.
- 2 Orkney, Shetland and Western Isles health board areas.
- 3 Patients resident outwith Scotland (27) and patients where the Health Board area of residence is not known (36).
- 4 As some notifications record more than one Statutory Ground, the number of Grounds exceeds the number of abortions. See page 4 for definition.

x Not applicable.  
p Provisional. (1999 rates are based on 1998 populations.)

Source : Notification (to the Chief Medical Officer for Scotland) of abortions performed under the Abortion Act, 1967.

### 3 Abortions<sup>1</sup>

by health board of treatment and area of residence: 1998<sup>r</sup> and 1999<sup>p</sup>

Health Board of treatment	Area of residence														
	All Areas	Argyll & Clyde	Ayrshire & Arran	Borders	Dumfries & Galloway	Fife	Forth Valley	Grampian	Greater Glasgow	Highland	Islands <sup>2</sup>	Lanark- shire	Lothian	Tayside	Outwith Scotland
<b>1998</b>															
All areas	<b>12 485</b>	<b>778</b>	<b>700</b>	<b>177</b>	<b>245</b>	<b>785</b>	<b>602</b>	<b>1 435</b>	<b>2 330</b>	<b>461</b>	<b>87</b>	<b>983</b>	<b>2 623</b>	<b>1 252</b>	<b>27</b>
Argyll & Clyde	721	661	35	-	-	-	2	-	21	1	-	1	-	-	-
Ayrshire & Arran	663	2	654	-	2	-	1	-	1	-	-	-	-	-	3
Borders	141	-	-	133	-	-	-	-	-	-	-	-	1	-	7
Dumfries & Galloway	245	-	-	-	241	-	1	-	-	-	-	2	-	-	1
Fife	614	-	2	-	-	605	-	1	-	-	-	-	2	3	1
Forth Valley	567	-	-	-	-	4	542	-	-	-	-	9	3	9	-
Grampian	1 481	-	-	-	-	-	-	1 418	1	7	50	-	2	2	1
Greater Glasgow	2 651	113	8	-	1	1	13	2	2 299	3	6	195	4	-	6
Highland	461	1	-	-	-	-	-	5	-	450	4	-	-	-	1
Islands <sup>2</sup>	27	-	-	-	-	-	-	-	-	-	27	-	-	-	-
Lanarkshire	755	-	-	-	-	-	-	-	5	-	-	749	-	-	1
Lothian	2 779	-	1	44	1	48	42	-	3	-	-	27	2 608	1	4
Tayside	1 380	1	-	-	-	127	1	9	-	-	-	-	3	1 237	2
<b>1999</b>															
All areas	<b>12 144</b>	<b>761</b>	<b>701</b>	<b>152</b>	<b>236</b>	<b>769</b>	<b>609</b>	<b>1 343</b>	<b>2 272</b>	<b>440</b>	<b>92</b>	<b>1 027</b>	<b>2 608</b>	<b>1 111</b>	<b>23</b>
Argyll & Clyde	700	646	25	-	-	-	4	-	24	-	-	1	-	-	-
Ayrshire & Arran	671	2	659	-	8	-	-	-	-	1	-	-	-	-	1
Borders	132	-	-	123	-	-	-	-	-	-	-	-	3	-	6
Dumfries & Galloway	231	-	-	-	226	-	-	1	-	-	-	2	-	-	2
Fife	628	-	1	-	-	620	-	-	-	-	-	-	1	5	1
Forth Valley	570	-	-	-	-	8	555	-	2	1	-	2	1	-	1
Grampian	1 397	1	-	-	-	-	-	1 322	-	12	58	-	-	2	2
Greater Glasgow	2 548	108	16	-	1	-	7	2	2 233	1	3	161	11	2	3
Highland	439	1	-	-	-	-	-	8	-	423	5	-	-	-	2
Islands <sup>2</sup>	24	-	-	-	-	-	-	-	-	-	24	-	-	-	-
Lanarkshire	837	-	-	-	1	-	1	-	8	-	-	827	-	-	-
Lothian	2 747	3	-	29	-	32	42	1	5	2	2	33	2 592	3	3
Tayside	1 220	-	-	-	-	109	-	9	-	-	-	1	-	1 099	2

1 Refers to therapeutic abortions performed in Scotland and notified in accordance with the Abortion Act 1967.

2 Orkney, Shetland and Western Isles health board areas.

r Revised.

p Provisional.

## 4 | Abortions<sup>1</sup> by local council area of residence

1997-1999

Local Council Area	1997	1998 <sup>r</sup>	1999 <sup>p</sup>	1997	1998 <sup>r</sup>	1999 <sup>p,2</sup>
	Number			Rate per 1 000 women aged 15-44		
<b>All Areas</b>	<b>12 109</b>	<b>12 485</b>	<b>12 144</b>	<b>11.1</b>	<b>11.4</b>	<b>11.1</b>
Aberdeen City	872	855	784	17.9	18.0	16.5
Aberdeenshire	480	437	435	10.1	9.3	9.3
Angus	243	302	273	11.2	14.1	12.7
Argyll & Bute	159	143	136	9.5	8.6	8.2
Clackmannanshire	103	99	99	10.2	9.9	9.9
Dumfries & Galloway	253	245	236	9.1	9.0	8.6
Dundee City	588	603	556	18.6	19.7	18.2
East Ayrshire	181	216	210	7.2	8.7	8.5
East Dunbartonshire	195	202	176	8.4	9.0	7.8
East Lothian	224	241	216	12.4	13.4	12.0
East Renfrewshire	117	152	128	6.4	8.5	7.2
Edinburgh City	1 744	1 776	1 801	16.5	16.9	17.1
Eilean Siar	26	30	32	5.1	6.0	6.4
Falkirk	288	315	288	9.4	10.3	9.4
Fife	680	784	769	9.4	10.8	10.6
Glasgow City	1 795	1 778	1 750	12.6	12.0	11.9
Highland	455	459	440	11.2	11.4	10.9
Inverclyde	160	172	158	8.8	9.6	8.8
Midlothian	210	227	237	12.4	13.6	14.2
Moray	124	139	124	7.3	8.3	7.4
North Ayrshire	256	257	261	8.8	8.9	9.0
North Lanarkshire	540	593	627	7.5	8.3	8.8
Orkney Islands	33	23	27	8.9	6.4	7.5
Perth and Kinross	315	347	282	12.1	13.5	11.0
Renfrewshire	384	350	361	10.0	9.2	9.5
Scottish Borders	195	177	152	9.7	8.8	7.6
Shetland Islands	33	34	33	7.1	7.4	7.2
South Ayrshire	213	227	230	9.3	10.1	10.2
South Lanarkshire	492	526	547	7.4	7.9	8.3
Stirling	178	187	222	10.0	10.6	12.6
West Dunbartonshire	173	174	177	8.4	8.5	8.7
West Lothian	372	376	354	10.7	10.8	10.2
Not Known	28	39	23	x	x	x

1 Refers to therapeutic abortions performed in Scotland and notified in accordance with the Abortion Act 1967.

2 1999 rates are based on 1998 populations.

r Revised.

p Provisional.

x Not applicable.

Source: Notification (to the Chief Medical Officer for Scotland) of abortions performed under the Abortion Act, 1967

## 5 Abortions<sup>1</sup> performed in Scotland and on Scottish residents in England & Wales

1990-1999

Year	Performed in Scotland			Performed in England & Wales	Total performed on
	Scottish Residents	Other Residents	Total	Scottish Residents	Scottish Residents
<b>1990</b>	10 201	18	10 219	784	10 985
<b>1991</b>	11 047	21	11 068	712	11 759
<b>1992</b>	10 793	25	10 818	573	11 366
<b>1993</b>	11 055	21	11 076	441	11 496
<b>1994</b>	11 371	21	11 392	363	11 734
<b>1995</b>	11 131	12	11 143	291	11 422
<b>1996</b>	11 958	20	11 978	329	12 287
<b>1997</b>	12 087	22	12 109	322	12 409
<b>1998<sup>r</sup></b>	12 458	27	12 485	377	12 835
<b>1999<sup>p</sup></b>	12 121	23	12 144	..	..

1 Refers to therapeutic abortions notified in accordance with the Abortion Act 1967.

.. Not available.

r Revised.

p Provisional.

Source : Notification (to the Chief Medical Officer for Scotland) of abortions performed under the Abortion Act, 1967; Office for National Statistics (for abortions performed in England & Wales).