

Publication Report



National Drug and Alcohol Treatment Waiting Times Report

January - March 2015

Publication Date – 30 June 2015

Contents

Contents.....	1
Introduction	2
Key points	3
Results and Commentary.....	3
Interpreting the data	3
Drug and Alcohol Treatment Waiting times	4
First Treatments	4
All Treatments	6
Drug and Alcohol Treatment Waiting times - Prisons	7
Service compliance	10
Glossary.....	10
List of tables.....	11
Contact.....	12
Further Information.....	12
Rate this publication.....	12
A1 – Background Information	13
A2 – Publication Metadata (including revisions details).....	14
A3 – Early Access details (including Pre-Release Access)	16
A4 – ISD and Official Statistics.....	17

Introduction

This publication presents data from the Drug and Alcohol Treatment Waiting Times database (DATWT). It includes details on the number of people waiting, the time waited to start drug or alcohol treatment, and information on specific interventions being accessed.

Waiting times are important to patients and are a high profile measure of how Scotland is responding to demands for services. Statistics on waiting times make it possible for a wide range of users to have a clear picture of this aspect of the performance of the NHS across Scotland.

The Scottish Government set a target that by March 2013, 90% of people who need help with their drug or alcohol problem will wait no longer than three weeks for treatment that supports their recovery. This was one of the national [HEAT](#) (Health improvement, Efficiency, Access, Treatment) targets, number A11. This target was achieved in March 2013 and has now become a standard.

This publication presents data for clients in prison. The data has been collected for almost 24 months and like any new system it takes time to embed and to ensure good quality. Consequently, prison waiting times data is published separately but is expected to be the same level of performance in line with the delivery of the HEAT standard for drug and alcohol treatment waiting times.

Information about waiting times for drug and alcohol treatment is provided by the treatment services and collected in the DATWT database which went live across Scotland on 1st October 2011. The DATWT database collates information about the length of time people wait for specialist drug and/or alcohol treatment after they have been referred to treatment services in Scotland.

Prior to the introduction of the database, information was only collected on drug treatment waiting times that were measured in two stages: the wait from receiving a referral to the date of assessment offered, and the wait from a care plan being agreed to the date that a treatment is offered. Because of the differences in the current and old data collection, it is not possible to directly compare drug waiting times from the DATWT database with those recorded under the former [National Drug Waiting Times Information Framework](#).

ISD publish other information on drugs services which can be found at the following link: <http://www.isdscotland.org/Health-Topics/Drugs-and-Alcohol-Misuse/Drugs-Misuse/Scottish-Drug-Misuse-Database/index.asp>

Key points

- In January - March 2015, 95.0% of the 11,114 people who started their first drug or alcohol treatment waited 3 weeks or less (HEAT standard), the same as in the previous quarter.
- For alcohol treatment, 95.5% of 6,978 people waited 3 weeks or less between January - March 2015, a slight decrease from 95.7% in the previous quarter.
- For drug treatment, 94.1% of 4,136 people waited 3 weeks or less, a slight increase from 93.7% in the previous quarter.
- Of the 3,104 people who were still waiting to start drug or alcohol treatment, 192 people, or 6.2%, had waited more than 6 weeks at the end of March 2015, compared to 129 people (5.0%) in the previous quarter.

Results and Commentary

Interpreting the data

While the data are considered to be of good quality, caution is still recommended when interpreting trends in these statistics for a few reasons:

There is a wide range of demand for substance misuse services across Scotland, and to meet this demand appropriately, services are tailored to local needs. In some Alcohol and Drug Partnership (ADP) areas, the impact of a single specialised service – for example, a crisis management centre – may dramatically alter the distribution of waiting times in that ADP.

Some of the ADPs and NHS Boards, particularly Island Boards, are treating a small number of people; caution is therefore recommended when interpreting differences in percentages in these organisations over time, as a small change in numbers of individuals can result in a large but potentially meaningless change in percentages.

Services are required to submit accurate and up-to-date information to the DATWT. It is the responsibility of the ADPs to ensure the compliance of the services, including prisons, in their area and to help them assure the quality of the data they submit. ISD continue to monitor the number of services submitting data, levels of submission and provide additional training where necessary. The DATWT web system also has inbuilt validation to ensure high quality data.

Although the number of services included in each quarter of data varies, the percentage of services submitting data (compliance) across Scotland is consistently greater than 95% therefore this has little effect on the comparability and reliability of data published. See Table 9 for information on compliance across Scotland.

This publication now includes waiting times data for drug and alcohol treatment in prisons. ISD are working with NHS boards and ADPs to ensure that compliance is high and that the data collected and submitted to the DATWT database is accurate and reliable. Currently 14 ADPs submit data for all 15 prisons in Scotland.

When DATWT data are extracted for reporting it is a snapshot of what is on the system at that time. The DATWT is a dynamic database, which means that data for previous quarters are updated and so may not be the same as found in previous publications for the same time period. Data for the most recent quarter is provisional and as such is subject to revisions in future publications. The revisions generally have a greater impact on the number and distribution of ongoing waits with the percentage waiting less than 3/5 weeks statistics likely to be revised upwards in future publications. Significant revisions are noted in the [Publication Metadata](#) section on page 11 of this report.

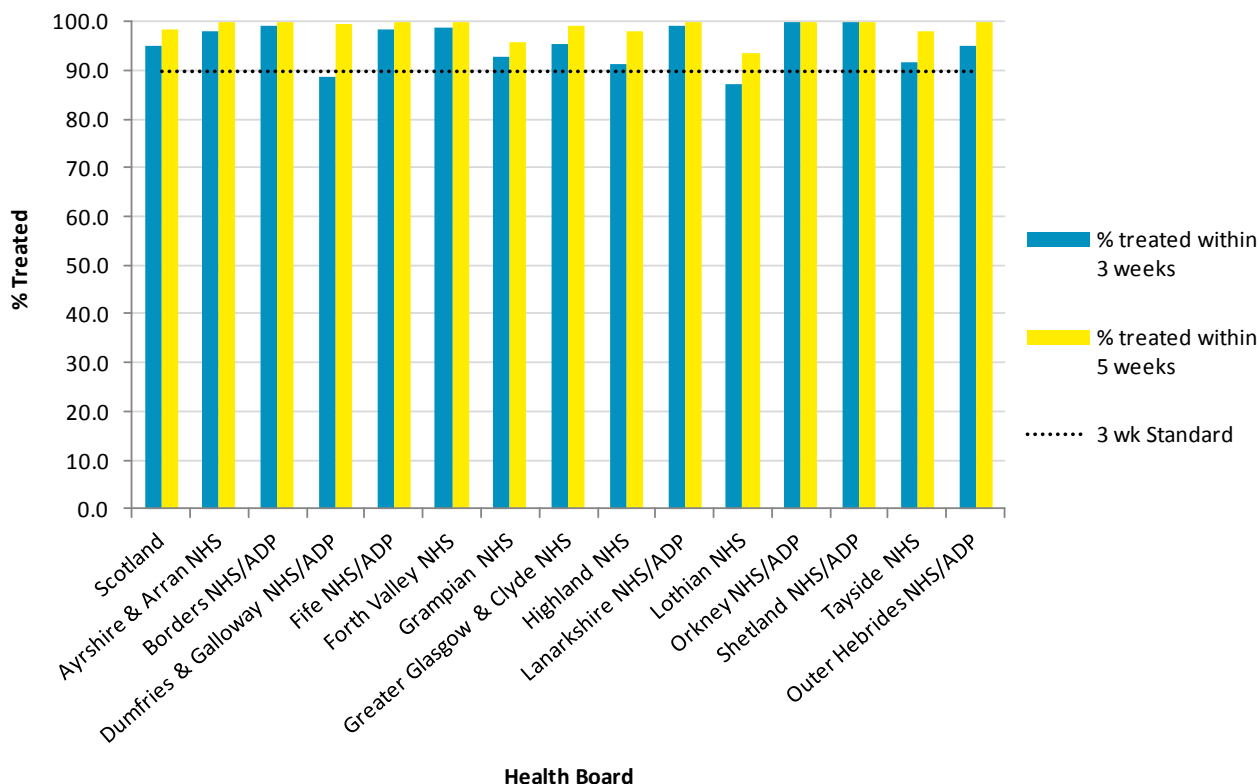
Drug and Alcohol Treatment Waiting times - First Treatments

This section includes information on people who began their first treatment or were waiting to begin first treatment for alcohol or drug use during January – March 2015.

Performance Against Standard

It can be seen from **Figure 1** that in the latest quarter (January – March 2015) all NHS Boards in Scotland, except NHS Dumfries and Galloway and NHS Lothian, met the HEAT standard that at least 90% of people who started drug or alcohol treatment waited 3 weeks or less.

Figure 1 People Referred for Drug and Alcohol treatment in Scotland: % seen within 3 weeks and 5 weeks, All NHS Boards, January–March 2015



In January – March 2015, of the 11,114 people who started their first drug or alcohol treatment, 95.0% waited 3 weeks or less and 55.7% waited one week or less (Table 3). Of the 3,104 people who were still waiting to start drug or alcohol treatment at the end of March 2015, 192 people, or 6.2% had been waiting for more than 6 weeks (Table 6).

Figure 2 shows the performance against the standard by type of service.

In January–March 2015, 95.5% of the 6,978 people who began alcohol treatment waited 3 weeks or less from the date of referral (Table 3). In all NHS Boards in Scotland except NHS Dumfries & Galloway, Lothian and Tayside, at least 90% of people who started alcohol treatment waited 3 weeks or less (Table 3).

In January – March 2015, of the 4,136 people who began drug treatment, 94.1% waited 3 weeks or less (Table 3). In all NHS Boards in Scotland except NHS Dumfries & Galloway, Grampian and Lothian, at least 90% of people starting drug treatment waited 3 weeks or less (Table 3).

Figure 2 People Referred for Drug or Alcohol treatment in Scotland: % seen within 3 weeks, All NHS Boards, January–March 2015

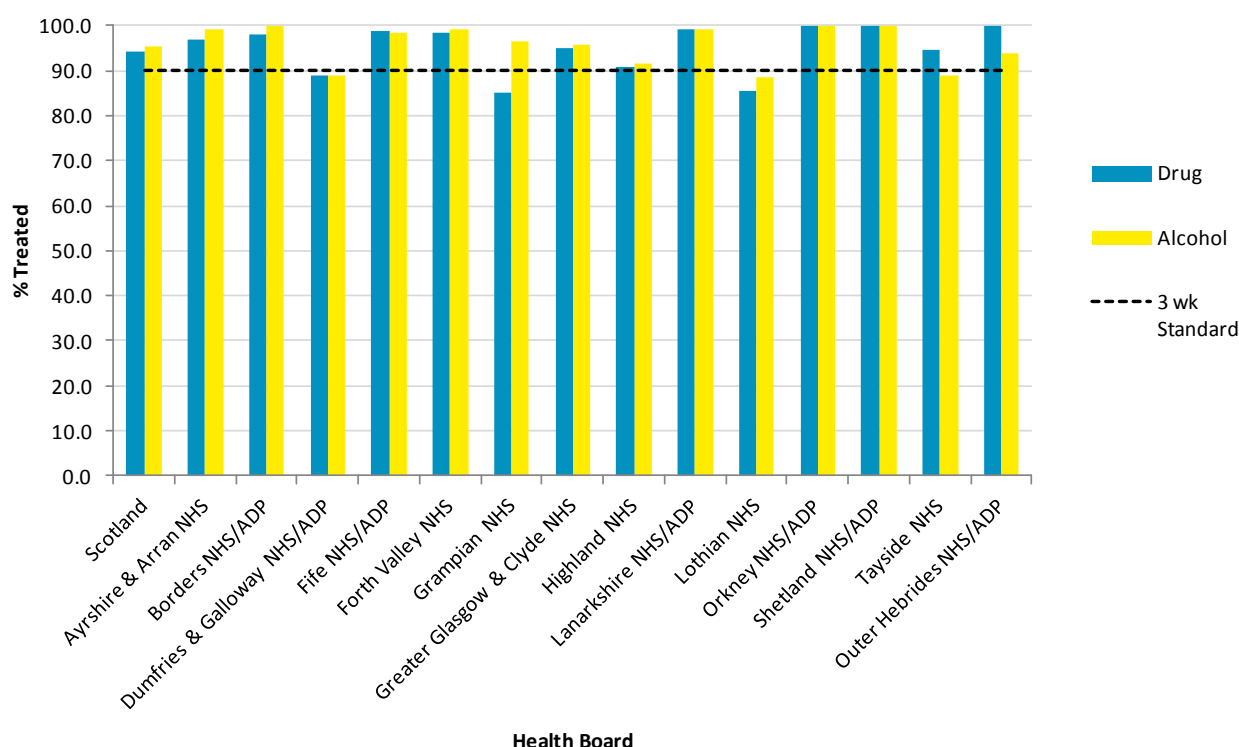
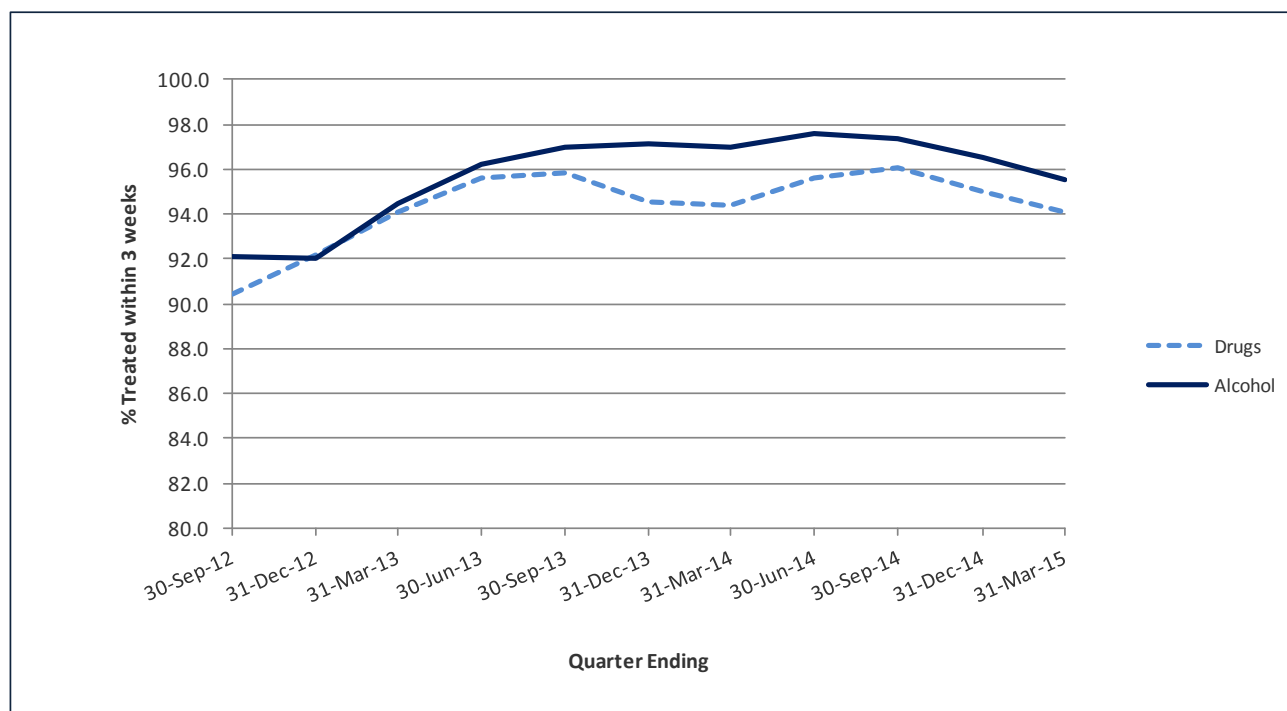


Figure 3 shows trend data for the proportion of people referred for drug and alcohol treatments in Scotland who are seen within three weeks. The figure shows improvements in performance since quarter ending September 2012 for both alcohol and drug treatments. In January – March 2015, of those people who started their first alcohol treatment, 95.5% had waited 3 weeks or less compared to 92.1% in July-September 2012. In January –

March 2015, of those people who started their first drug treatment, 94.1% had waited 3 weeks or less, compared to 90.4% in July-September 2012.

Figure 3 People Referred for Drug or Alcohol treatment in Scotland: % seen within 3 weeks, trend over time



Note: vertical axes do not start at the origin (zero)

All Treatments

The DATWT Web system collects data on nine separate treatment types. These have been aggregated into 5 groups: Structured preparatory and motivational intervention; Prescribed drug treatment (includes prescribing by GP or specialist); Community based detoxification, community based support and/ or rehabilitation (includes structured psychosocial interventions, structured day programmes and other structured), and Residential Detoxification and Rehabilitation (includes residential rehabilitation and residential detoxification/ inpatient treatment).

All Treatments includes any treatments for alcohol or drug use started during January – March 2015, which may be first or subsequent treatments.

8,142 alcohol treatments were started in Scotland in January–March 2015 (Table 7).

- Structured preparatory and motivational intervention was the most frequently accessed alcohol treatment (4,140 treatments between January–March 2015).
- Community based support and/or rehabilitation was also a common alcohol treatment with 3,220 treatments started in January–March 2015.

5,189 drug treatments were started in Scotland in January–March 2015 (Table 7).

- Structured preparatory and motivational intervention was the most frequently accessed drug treatment (2,356 treatments between January–March 2015).

- Community based support and/ or rehabilitation was also a common drug treatment with 1,839 treatments started in January–March 2015.

All tables mentioned can be accessed via the [spreadsheet at this link](#).

Full Year of Data (1 April 2014 – 31 March 2015)

This publication includes a report on completed waits for drug and alcohol treatment from 1 April 2014 to 31 March 2015. This data is an aggregated form of the routinely published quarterly data.

- Of the 46,430 people who started their first drug or alcohol treatment from 1 April 2014 to 31 March 2015, 95.7% had waited 3 weeks or less and 56.3% had waited one week or less (Table 1).
- 96.4% of the 29,515 people who started their first treatment for alcohol use waited 3 weeks or less.
- 94.4% of the 16,915 people who started their first treatment for drug use waited 3 weeks or less.

Full year data tables can be accessed via the [spreadsheet at this link](#).

Drug and Alcohol Treatment Waiting Times for clients in prison

Performance Against Standard

It can be seen from **Figure 4** that in the latest quarter (January–March 2015) all prisons in Scotland except NHS Lothian and NHS Tayside met the HEAT standard that at least 90% of people who started drug or alcohol treatment waited 3 weeks or less.

In January–March 2015, of the 1,092 people who started their first drug or alcohol treatment, 94.6% waited 3 weeks or less and 77.0% waited one week or less (Table 1). Of the 83 people who were still waiting to start drug or alcohol treatment at the end of March 2015, 15 people, or 18.1% had been waiting for more than 6 weeks (Table 2).

Figure 4 Performance against standard for Drug and Alcohol treatment in Prisons in Scotland: % seen within 3 weeks and 6 weeks, All NHS Boards, January - March 2015

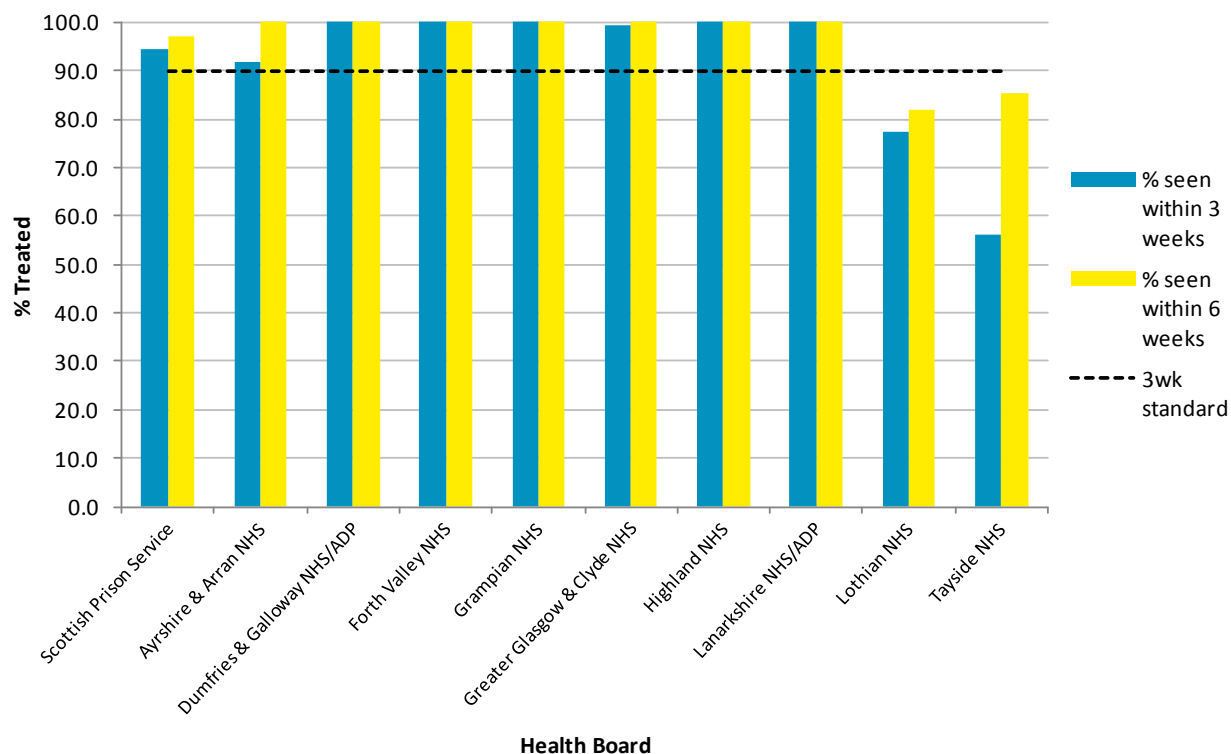
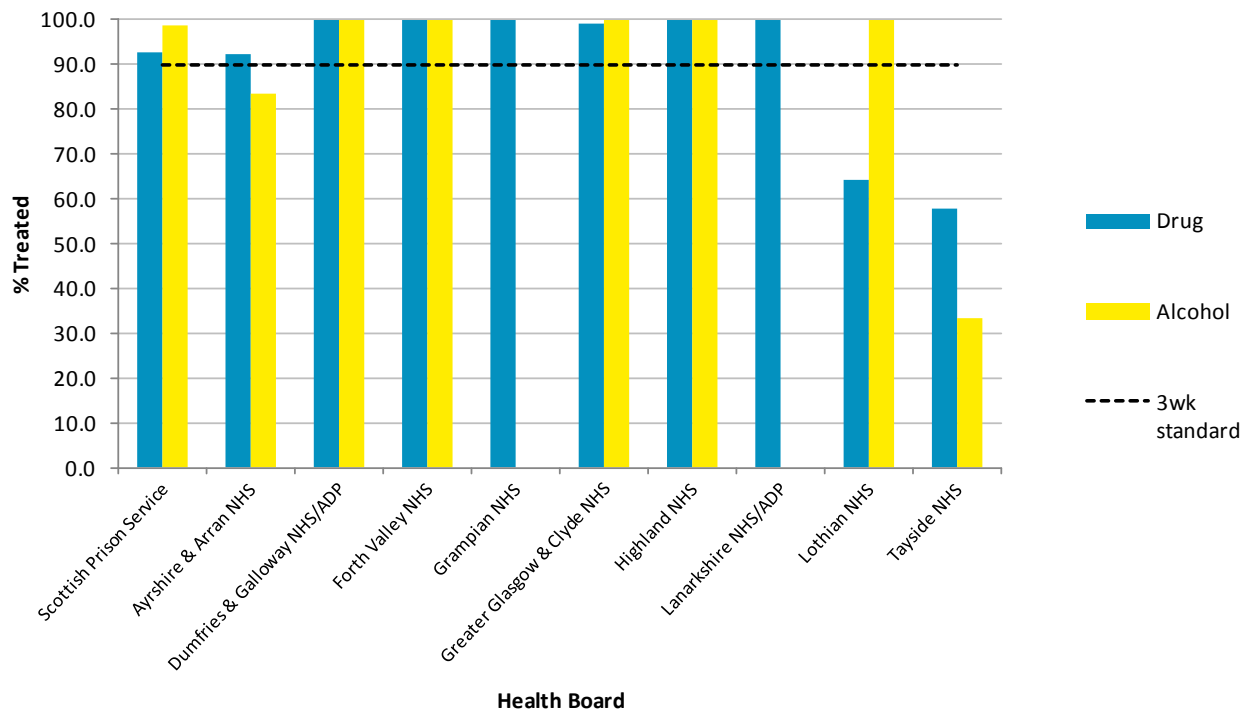


Figure 5 shows the performance against standard in prisons by client type

In January–March 2015, 98.9% of the 275 people who began alcohol treatment in prison waited 3 weeks or less from the date of referral. In all NHS Boards in Scotland except NHS Tayside and NHS Ayrshire & Arran, at least 90% of people who started alcohol treatment waited 3 weeks or less (Table 1).

In January–March 2015, of the 817 people who began drug treatment in prison, 93.1% waited 3 weeks or less. In all NHS Boards in Scotland except NHS Lothian and NHS Tayside, at least 90% of people starting drug treatment waited 3 weeks or less (Table 1).

Figure 5 People Referred for Drug or Alcohol treatment in Prisons in Scotland: % seen within 3 weeks, All NHS Boards, January - March 2015



Prison data tables can be accessed via the [spreadsheet at this link](#).

Full Year of Data - Prisons (1 April 2014 – 31 March 2015)

This publication includes a report on completed waits for drug and alcohol treatment in prisons from 1 April 2014 to 31 March 2015. This data is an aggregated form of the routinely published quarterly data.

- Of the 4643 people who started their first drug or alcohol treatment from 1 April 2014 to 31 March 2015, 95.7% had waited 3 weeks or less and 77.3% had waited one week or less (Table 1).
- 97.6% of the 1,340 people who started their first treatment for alcohol use waited 3 weeks or less.
- 94.9% of the 3,303 people who started their first treatment for drug use waited 3 weeks or less.

Full year data tables can be accessed via the [spreadsheet at this link](#).

Service compliance

In January - March 2015, 264 out of 268 (98.9%) services submitted complete data. There was one non-compliant service within Aberdeen City ADP due to a recording error and another service in Orkney whose ongoing waits were non-compliant. Two services within Argyll and Bute had been funded to provide services until the end of January 2015 but had no clients on their books, so these services have been recorded as non-compliant.

All prisons submitted data for January - March 2015.

ADPs are asked to encourage services under their respective remits to submit data; Table 9 in the January March 2015 DATWT Tables shows the number of services returning data within each ADP.

Information on compliance can be found here: [spreadsheet at this link](#).

Table 3 in the January - March 2015 DATWT Prison Tables shows the number of ADPs returning data for prisons. Information on compliance can be found here: [spreadsheet at this link](#).

Glossary

ADAT Alcohol and Drug Action Team

ADP Alcohol and Drug Partnership

DATWT Drug and Alcohol Treatment Waiting Times

HEAT Health improvement, Efficiency, Access, Treatment

ISD Information Services Division

For more information on treatment types see the document at [HEAT A11: Updated Drug and Alcohol Treatment Types](#)

List of tables

Excel Sheet.	Name on Tab	Time period	File & size
January - March 2015 DATWT Tables	Table 1: Completed Waits – Trend	Jan-Mar 2015	Excel [1674kb]
	Table 2: Completed Waits - Distribution of Wait		
	Table 3: Completed Waits – Summary		
	Table 4: Ongoing Waits – Trend		
	Table 5: Ongoing Waits - Distribution of Wait		
	Table 6: Ongoing Waits Summary		
	Table 7: Completed Waits by Treatment Type		
	Table 8: Ongoing Waits by Treatment Type		
	Table 9: Compliance by ADP		
January - March 2015 DATWT Prison Tables	Table 1: Completed Waits – Summary	Jan-Mar 2015	Excel (357kb)
	Table 2: Ongoing Waits – Summary		
	Table 3: Compliance by ADP		
April 2013-March 2015-DATWT-Full-Year-Tables	Table 1: Completed Waits - Distribution of Wait	Apr 2013 – Mar 2015	Excel (335kb)
	Table 2: Completed Waits – Summary		
	Table 3: Completed Waits by Treatment Type		
April 2013-March 2015-DATWT-Full-Year-Tables - Prisons	Table 1: Completed Waits - Summary	Apr 2013 – Mar 2015	Excel (165kb)
	Table 2: Ongoing Waits – Summary		

Contact

Kathryn Burt

Senior Information Analyst

kathryn.burt@nhs.net

0131 275 6676

Kathy McGregor

Principal Information Analyst

k.mcgregor2@nhs.net

0131 275 6551

General enquiries: NSS.ISD-DATWT@nhs.net

Further Information

Further information can be found on the [ISD website](#)

Rate this publication

[Click here](#) to provide feedback and rate this publication.

A1 – Background Information

The [National Drug Waiting Times Information Framework](#) was introduced in October 2004. This included guidance and definitions on data items to be collected for drug waiting times. The aim of the framework was to give Alcohol and Drug Action Teams (ADATs) a consistent structure for local monitoring of treatment services.

In February 2007, ISD provided ADATs with a revised data collection system that enabled ADATs to produce a wider range of reports and also provided the facility for ADATs to monitor data quality more easily.

Operational structures changed in October 2009, when the 22 ADATs were dissolved and replaced by 30 Alcohol and Drug Partnerships (ADPs). The Waiting Times Framework was designed to function at ADAT level.

In October 2011 an improved Drug and Alcohol Treatment Waiting Times Database went live across Scotland. This was the first time that data on alcohol as well as drug treatments was recorded nationally, and the first time information was available on the full client journey from assessment to treatment. This database also facilitates reporting at ADP level.

The benefits of the database are:

- ADPs have more accurate waiting times information to monitor equity of access for drug and alcohol clients across their local area.
- ADPs can use this information to hold meaningful, informed discussions with agencies about blockages in the system.
- ADPs will be able to monitor levels of non-attendance and long waits and use this information for service redesign.
- ADPs can monitor their progress towards the HEAT target, services with long waits, and records which have not been updated.
- ADPs can measure the full wait from Referral to Treatment in one stage.
- The database records periods of unavailability so a service is not penalised if, for example, a client is on holiday or in prison.
- Nine different treatment 'types' are recorded giving a more specific detailed breakdown of the kind of treatments being accessed by clients.

The responsibility for provision of healthcare to prisoners in Scotland was transferred from the Scottish Prison Service (SPS) to the NHS on 1st November 2011. ADPs are now responsible for the collection and submission of Drug and Alcohol Treatment waiting times in prisons.

A2 – Publication Metadata (including revisions details)

Metadata Indicator	Description
Publication title	Drug and Alcohol Treatment Waiting Times Report January - March 2015
Description	Data are presented on the number of clients seen and the length of time they waited to be seen for drug or alcohol treatment interventions. Data are shown by Health Board, Alcohol and Drug Partnership area and prison.
Theme	Health and Social Care
Topic	Access and Waiting Times
Format	PDF report with Excel tables
Data source(s)	Extract taken from the national Drugs and Alcohol Treatment Waiting Times Database
Date that data is acquired	8 May 2015
Release date	30 June 2015
Frequency	Quarterly
Timeframe of data and timeliness	The timeframe for this publication is January - March 2015. The publication is considered timely as there have been no delays.
Continuity of data	These data are not comparable with data previously published from the old Drug Waiting Times Framework
Revisions Statement	Planned Revisions are a feature of this publications release: historic data will be revised.
Revisions relevant to this publication	<p>Historic data has been revised to account for waiting times records which are belatedly updated on the web system and/or services which were previously not included for data quality reasons.</p> <p>The impact of these revisions are: Quarterly trend (Jan-Mar15) East Dunbartonshire ADP - Percentage starting treatment within 3 weeks decreased from 95.1% in Oct-Dec 2014 to 86.7% in January - March 2015.</p> <p>Individual Board and ADP figures do not vary by more than 5 percentage points unless specified.</p>
Concepts and definitions	<p>More information about the methods used to produce the drugs and alcohol waiting times statistics and guidance documents can be found on the ISD website:</p> <p>http://www.isdscotland.org/Health-Topics/Waiting-Times/Drugs-and-Alcohol</p>
Relevance and key uses of the statistics	Key uses of Drug and Alcohol Treatment Waiting Times Information include: performance management, monitoring against the HEAT standard and service planning.
Accuracy	The current Alcohol and Drug Treatment Waiting Times Database has strong inbuilt validation. It also allows ISD to monitor data quality throughout the quarter, and for ADPs and services to run reports on their data to highlight any problems which can then be amended.

Completeness	This quarter showed 98.5% compliance from the services.
Comparability	<p>Not directly comparable out with Scotland Drugs and alcohol waiting times may be measured differently across the UK administrations therefore it is advisable to read the publications carefully before making comparisons:</p> <p>England http://www.nta.nhs.uk/statistics.aspx</p> <p>Northern Ireland http://www.dhsspsni.gov.uk/index/stats_research/stats-public-health/stats-drug-alcohol.htm</p> <p>Wales http://wales.gov.uk/topics/housingandcommunity/safety/substancemisuse/?stats/lang=en</p>
Accessibility	It is the policy of ISD Scotland to make its web sites and products accessible according to published guidelines .
Coherence and clarity	The report is available as a PDF file with tables linked for ease of use.
Value type and unit of measure	Numbers and percentage of clients who have started treatment or number of clients still waiting to start treatment.
Disclosure	There is considered to be a low risk of disclosure.
Official Statistics designation	Official Statistics
UK Statistics Authority Assessment	Awaiting assessment
Last published	31 March 2015
Next published	29 September 2015
Date of first publication	December 2004
Help email	nss.isd-DATWT@nhs.net
Date form completed	04/06/2015

A3 – Early Access details (including Pre-Release Access)

Pre-Release Access

Under terms of the "Pre-Release Access to Official Statistics (Scotland) Order 2008", ISD are obliged to publish information on those receiving Pre-Release Access ("Pre-Release Access" refers to statistics in their final form prior to publication). The standard maximum Pre-Release Access is five working days. Shown below are details of those receiving standard Pre-Release Access.

Standard Pre-Release Access:

Scottish Government Health Department
NHS Board Chief Executives
NHS Board Communication leads
Scottish Prison Service

Early Access for Management Information

These statistics will also have been made available to those who needed access to 'management information', i.e. as part of the delivery of health and care:

Scottish Government Drug Policy Unit
Scottish Government Alcohol Policy Unit

Early Access for Quality Assurance

These statistics will also have been made available to those who needed access to help quality assure the publication:

Alcohol and Drug Partnership Coordinators

A4 – ISD and Official Statistics

About ISD

Scotland has some of the best health service data in the world combining high quality, consistency, national coverage and the ability to link data to allow patient based analysis and follow up. Information Services Division (ISD) is a business operating unit of NHS National Services Scotland and has been in existence for over 40 years. We are an essential support service to NHSScotland and the Scottish Government and others, responsive to the needs of NHSScotland as the delivery of health and social care evolves.

Purpose: To deliver effective national and specialist intelligence services to improve the health and wellbeing of people in Scotland.

Mission: Better Information, Better Decisions, Better Health

Vision: To be a valued partner in improving health and wellbeing in Scotland by providing a world class intelligence service.

Official Statistics

Information Services Division (ISD) is the principal and authoritative source of statistics on health and care services in Scotland. ISD is designated by legislation as a producer of 'Official Statistics'. Our official statistics publications are produced to a high professional standard and comply with the Code of Practice for Official Statistics. The Code of Practice is produced and monitored by the UK Statistics Authority which is independent of Government. Under the Code of Practice, the format, content and timing of statistics publications are the responsibility of professional staff working within ISD.

ISD's statistical publications are currently classified as one of the following:

- National Statistics (i.e. assessed by the UK Statistics Authority as complying with the Code of Practice)
- National Statistics (i.e. legacy, still to be assessed by the UK Statistics Authority)
- Official Statistics (i.e. still to be assessed by the UK Statistics Authority)
- other (not Official Statistics)

Further information on ISD's statistics, including compliance with the Code of Practice for Official Statistics, and on the UK Statistics Authority, is available on the [ISD website](#).