

# Publication Report



## **Improving ethnic data collection for equality and diversity monitoring**

**October 2011 – September 2013**

**Publication date – 25<sup>th</sup> February 2014**

**Contents**

Introduction ..... 2

Key points ..... 3

Results and Commentary..... 4

    Inpatient and day case discharges ..... 4

    New outpatient appointments ..... 6

Glossary..... 8

List of Tables..... 9

Contact..... 10

Further Information..... 10

Rate this publication..... 10

    A1 – Background Information ..... 11

    A2 – Publication Metadata (including revisions details)..... 12

    A3 – Early Access details (including Pre-Release Access) ..... 14

    A4 – ISD and Official Statistics ..... 15

## Introduction

The reduction of health inequalities is a key priority for the Scottish Government. Inequalities related to deprivation are well known, but there are also important health inequalities related to ethnic group and other aspects of the diversity of the Scottish population. Addressing ethnic inequalities in health requires accurate and complete information to target interventions and monitor progress towards reducing inequalities. This publication relates to the quality and completeness of information on ethnicity in hospital discharge and new outpatient appointment data.

## Key points

- For Scotland as a whole there has been a steady improvement in the recording of ethnic group over the last two years. Completeness of recording for inpatient and day case records (SMR01) has improved by 12 percentage points to 78% and for new outpatient appointment records (SMR00) by 20 percentage points to 67%.
- Recording of ethnicity varies widely across Scotland and remains low in some Boards: in the quarter ending September 2013 completeness of recording ranged from 24% to almost 100% for SMR01 and from 26% to almost 100% for SMR00.
- In the most recent quarter, two Boards achieved completeness recording for inpatients and day case records (SMR01) of over 90%: Golden Jubilee National Hospital (GJNH) and NHS Lothian. However, for new outpatients appointment records (SMR00), only Golden Jubilee National Hospital (GJNH) achieved over 90%.
- Increased recording of code '98' –'Refused/Not provided' in SMR01 and SMR00 data has been seen in some Boards over the last four quarters. Golden Jubilee National Hospital (GJNH), Highland, Lothian, Tayside and Western Isles have substantially higher recording levels for this code than the national average. This variation is being investigated locally.

## Results and Commentary

These results are for the period between October 2011 and September 2013 including the last quarter ending 30<sup>th</sup> September 2013.

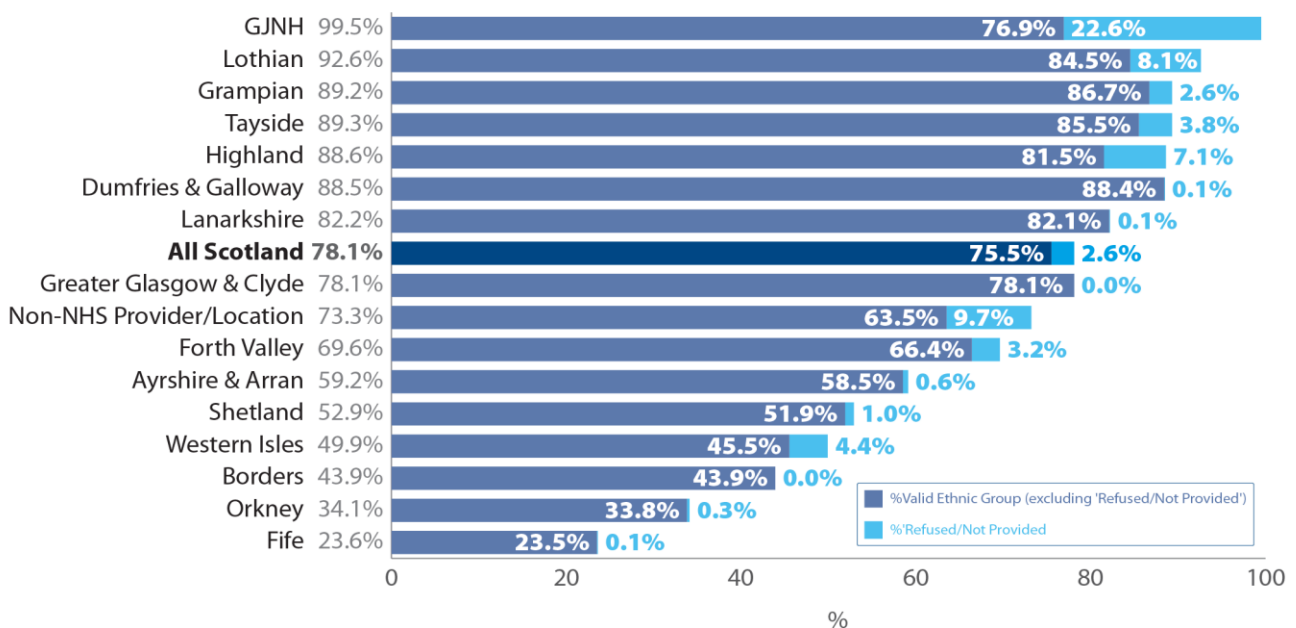
### Inpatient and day case discharges

For acute inpatient and day case discharges (SMR01) the completeness of recording of ethnic group was 78.1% for NHS Scotland for the quarter ending 30<sup>th</sup> September 2013 (see Figure 1). The highest levels of recording for this quarter were at the Golden Jubilee National Hospital (99.5%), Lothian (92.6%) and Tayside (89.3%). Grampian (89.2%), Highland (88.6%), Dumfries & Galloway (88.5%) and Lanarkshire (82.2%) were all above the national average.

The lowest levels of recording were in Fife (23.6%), Orkney (34.1%), Borders (43.9%) and Western Isles (49.9%).

The percentage with known ethnic group for Boards includes the valid code '98' – 'Refused/Not provided' (see Figure 1), Patients are not obliged to provide their ethnic group and refusal is therefore a valid response. However some boards have refusal rates that are much higher than the national average. In addition, an increase in this code has been seen in some Boards over the last four quarters. For the quarter July – September 2013, the level of refusals (code '98' recording) for NHS Scotland as a whole was 2.6%. Refusal levels were much higher at Golden Jubilee National Hospital (22.6%) and also higher at non-NHS Provider/Locations (9.7%), Lothian (8.1%), Highland (7.1%), Western Isles (4.4%) and Tayside (3.8%) The reasons for these variations are being investigated locally by NHS Boards.

**Figure 1: Percentage of hospital discharge episode records (SMR01) with a valid ethnic group by NHS Board of Treatment; quarter ending 30<sup>th</sup> September 2013**

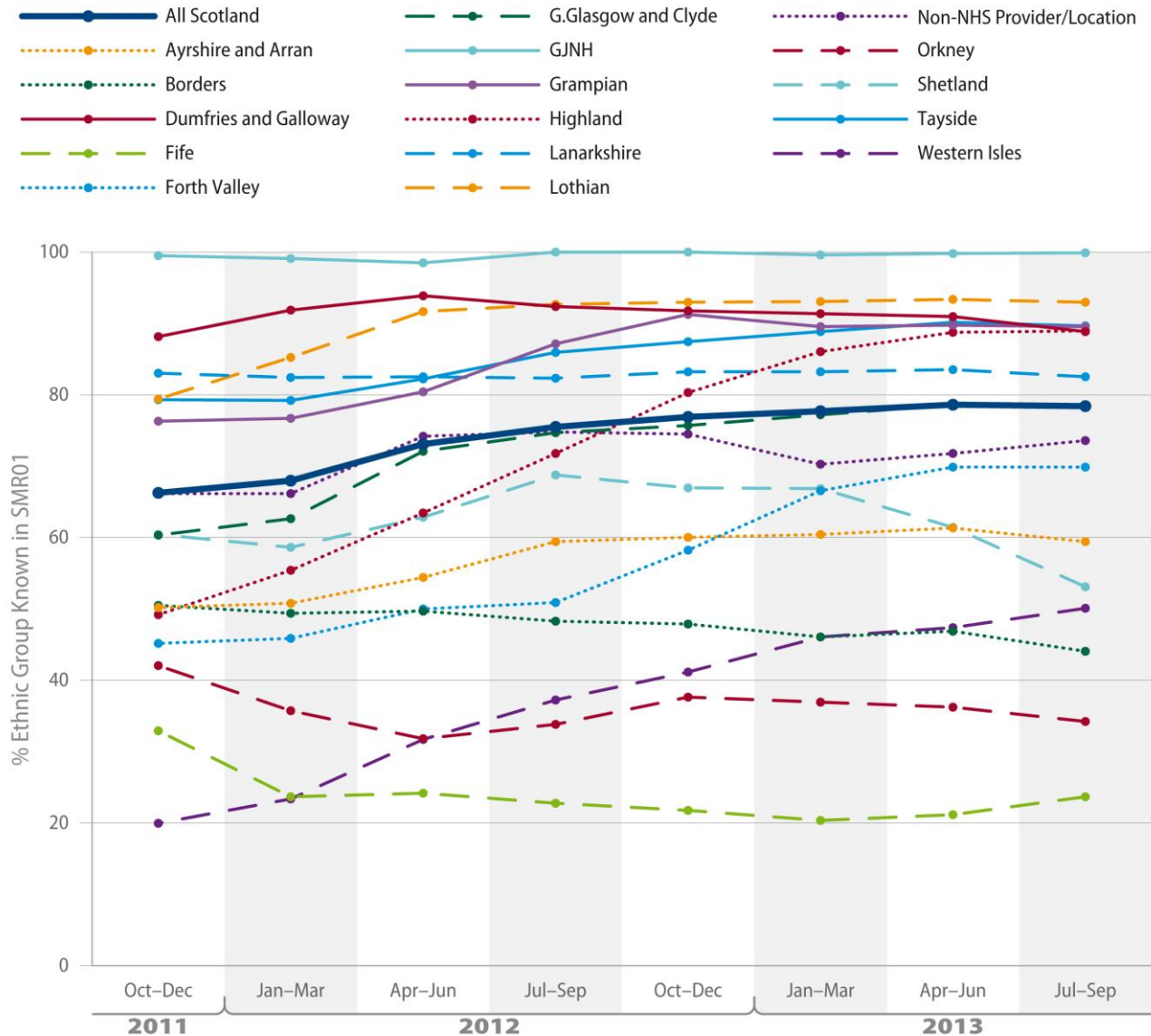


Note 1: Figures include as 'complete' those who declined to state their ethnic group. Please refer to Appendix A1.

Note 2: Due to rounding, the sum of % 'Refused/Not provided' and % valid Ethnic Group (excluding 'Refused/Not provided') may not exactly equal total % Valid Ethnic Group known.

The completeness of recording for NHS Scotland rose from 66.0% for quarter October - December 2011 to 78.1% for quarter July - September 2013 (see Figure 2). This increase has been driven by Boards that have made significant progress during the past two years. Highland, Western Isles and Forth Valley achieved substantial improvements in recording between October 2011 and September 2013 while recording deteriorated or was persistently low in Borders, Orkney and Fife.

**Figure 2: Percentage of hospital discharge episode records (SMR01) with a valid ethnic group by NHS Board of Treatment and quarter: quarters ending December 2011 to September 2013**



Note 1: Figures include as 'complete' those who declined to state their ethnic group. Please refer to Appendix A1.

Note 2: Figures may not correspond exactly with figures released previously as the data are extracted from dynamically updated databases. Note also that for this reason these data are subject to future corrections.

[SMR01-Ethnicity-Completeness](#) [22.0 KB] up to 30<sup>th</sup> September 2013 by NHS Board and quarter.

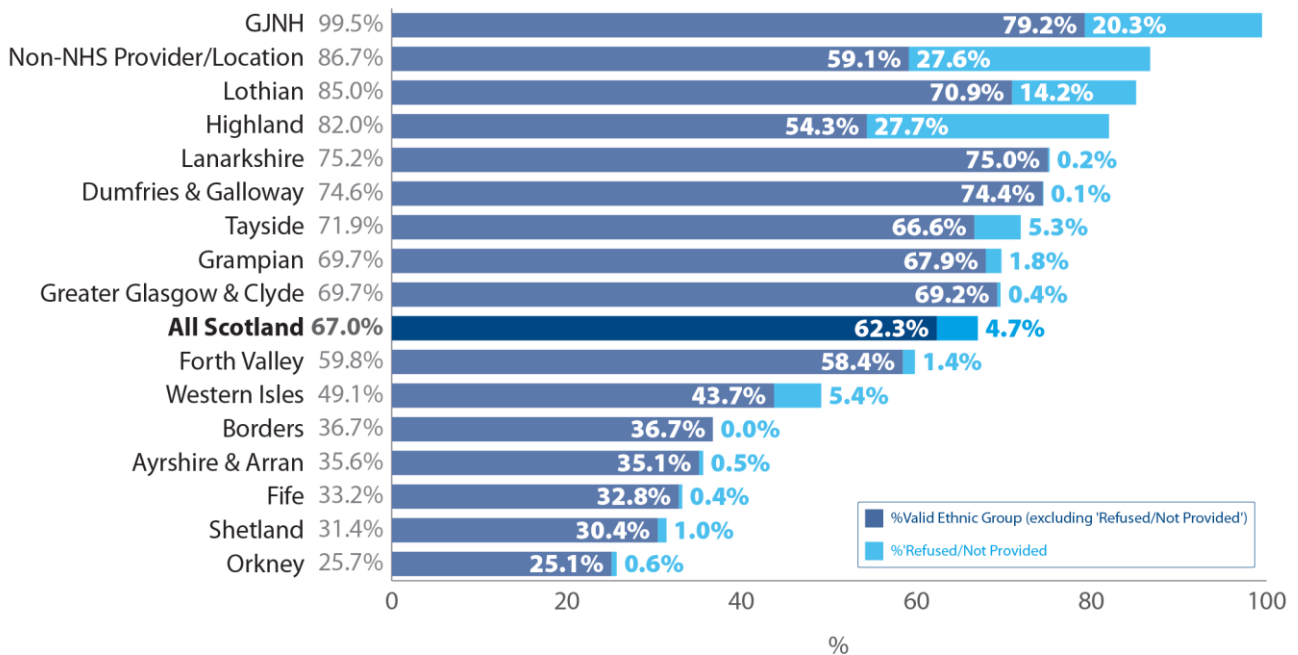
## New outpatient appointments

For new outpatient appointments (SMR00 data) the completeness of recording of ethnic group was 67.0% for NHS Scotland as a whole for the quarter ending September 2013 (see Figure 3). The highest levels of recording for this quarter were at the Golden Jubilee National Hospital (99.5%), Non-NHS Provider/Location (86.7%), Lothian (85.0%), Highland (82.0%), Lanarkshire (75.2%) and Dumfries & Galloway (74.6%). These Boards, together with Tayside (71.9%), Grampian (69.7%), and Greater Glasgow & Clyde (69.7%) were all above the national average.

The lowest levels of recording were in Orkney (25.7%), Shetland (31.4%), Fife (33.2%), Ayrshire & Arran (35.6%) and Borders (36.7%). However Fife and Ayrshire & Arran have shown significant improvement in recording levels from those reported in the August 2013 publication.

The percentage with known ethnic group for Boards includes the valid code '98' – 'Refused/Not provided' (see Figure 3). However, as noted above, an increase in this code has been seen in some Boards over the last four quarters. For the quarter July – September 2013, the level of refusals (code '98' recording) for NHS Scotland as a whole was 4.7%. Highland (27.7%), non-NHS Provider/Locations (27.6%), Golden Jubilee National Hospital (20.3%), Lothian (14.2%), Western Isles (5.4%) and Tayside (5.3%) Boards were all above the national average.

**Figure 3: Percentage of new outpatient appointment records (SMR00) with a valid ethnic group by NHS Board of Treatment; quarter ending 30<sup>th</sup> September 2013**



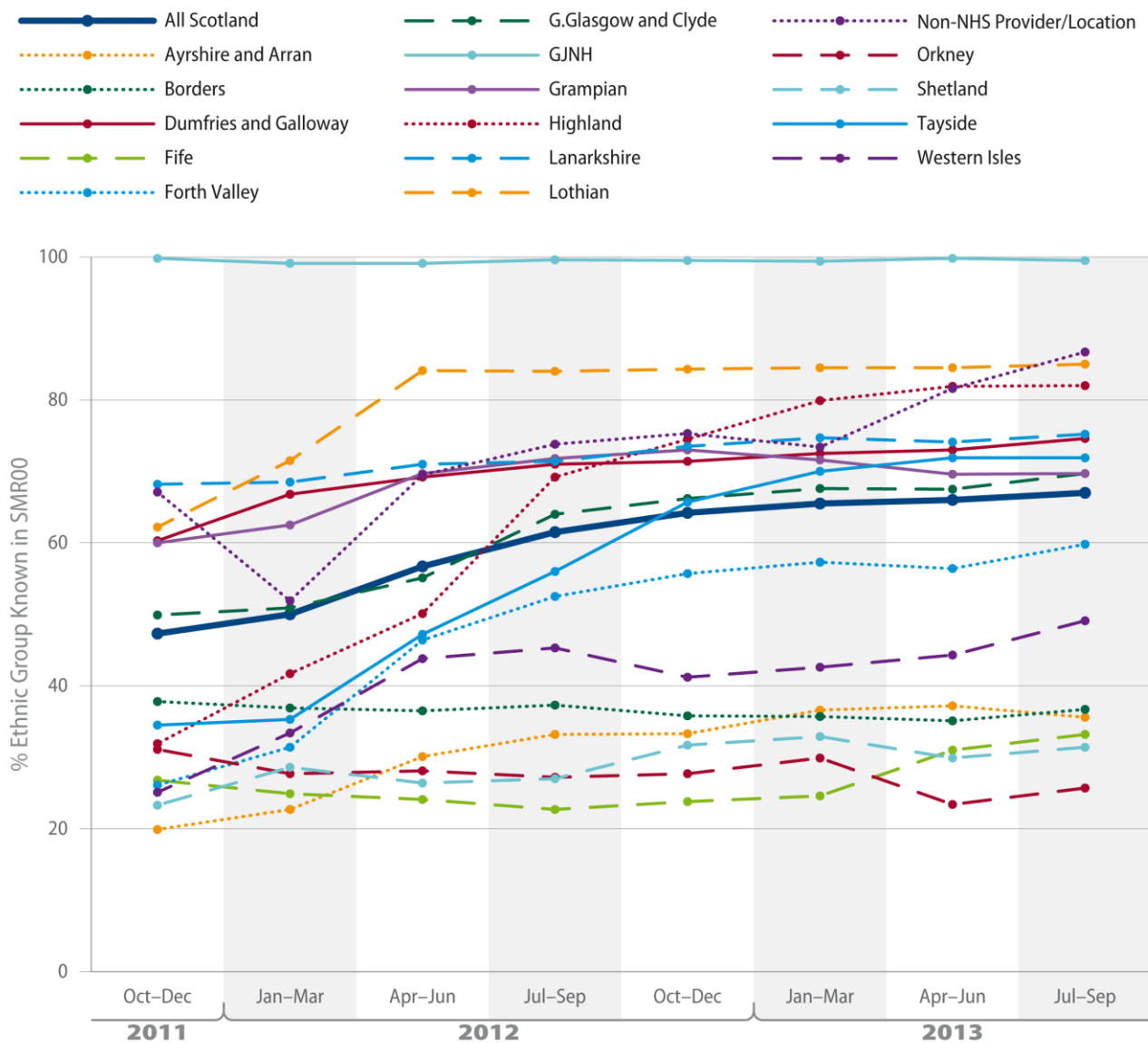
Note 1: Figures include as 'complete' those who declined to state their ethnic group. Please refer to Appendix A1.

Note 2: Due to rounding, the sum of % 'Refused/Not provided' and % valid Ethnic Group (excluding 'Refused/Not provided') may not exactly equal total % Valid Ethnic Group known

Improvements have been made in recording on SMR00, although the level remains lower than for SMR01. The completeness for NHS Scotland as a whole rose from 47.3% in the quarter October - December 2011 to 67.0% in July - September 2013 (see Figure 4). As with SMR01, this increase has been driven by several Boards that have made significant progress during the past two years.

Highland, Tayside, Forth Valley, Western Isles and Lothian all achieved substantial improvements in recording between October 2011 and September 2013, while Orkney and Borders had persistently low levels.

**Figure 4: Percentage of new outpatient appointment records (SMR00) with a valid ethnic group by Health Board of Treatment and quarter: quarters ending December 2011 to September 2013**



Note 1: Figures include as 'complete' those who declined to state their ethnic group. Please refer to Appendix A1.

Note 2: Figures may not correspond exactly with figures released previously as the data are extracted from dynamically updated databases. Note also that for this reason these data are subject to future corrections.

[SMR00-Ethnicity-Completeness](#) [23.0 KB] up to 30<sup>th</sup> September 2013 by NHS Board and quarter.



## Glossary

Ethnicity is "the social group a person belongs to, and either identifies with or is identified with by others, as a result of a mix of cultural and other factors including language, diet, religion, ancestry and physical features traditionally associated with race". (Bhopal, 2004) Ethnicity is essentially self-defined and may change over time. Classification of ethnicity is based on categories that include common self-descriptions, are acceptable to respondents and that identify variations that are important for research or policy. Ethnicity is different from country of origin, since many countries include more than one ethnic group.

## List of Tables

Table No.	Name	Time period	File & size
1	<a href="#">Percentage of discharge episode records (SMR01) with a valid ethnic group by Health Board of Treatment and Quarter</a>	Quarters ending December 2011 – September 2013	Excel [22kb]
2	<a href="#">Percentage of new outpatient appointment records (SMR00) with a valid ethnic group by Health Board of Treatment and Quarter</a>	Quarters ending December 2011 – September 2013	Excel [23kb]

## Contact

Dr Colin Fischbacher

Consultant in Public Health Medicine

[colin.fischbacher@nhs.net](mailto:colin.fischbacher@nhs.net)

0131 275 7063

Clare Campbell

Senior Information Analyst

[clare.campbell3@nhs.net](mailto:clare.campbell3@nhs.net)

0131 275 6127

## Further Information

Further information can be found on the [ISD website](#)

## Rate this publication

Please [provide feedback](#) on this publication to help us improve our services.

### Appendix

## **A1 – Background Information**

The NHSScotland Quality Strategy committed NHSScotland to understanding the needs of different communities, eliminating discrimination, reducing inequality, protecting human rights and building good relations by breaking down barriers that may be preventing people from accessing the care and services that they need. The UK Government's Equality Act requires public authorities to collect equality characteristics such as ethnicity to demonstrate that they are meeting the new public sector equality duty.

All health information systems should be able to collect and share diversity information to support individual care, identify inequalities, monitor progress towards reducing those inequalities and demonstrate compliance with equalities legislation.

The Scottish Health Council Patient Focus Targets 2007/08 provided an incentive for NHS Boards to increase the routine collection of information on ethnic group within acute hospital discharge records (SMR01) and new outpatient appointment records (SMR00). In September 2009 the Director of Healthcare Policy and Strategy wrote to all NHS Board Chief Executives seeking improvement in equalities data collection and monitoring, particularly in the recording of ethnicity in SMR00 and SMR01. This letter required Boards to produce an action plan to improve recording, outline how progress will be measured and to include plans for widening equality data collection. NHS Health Scotland and the Information Services Division will offer Boards support to improve equality data capture and monitoring. Complete routine equalities data would allow the NHS to monitor services to ensure that all the people of Scotland are being treated fairly and equally, help assess the health needs of different groups and enable the NHS to monitor progress towards reducing inequalities. While the general picture is improving, it remains the case that for some NHS Boards lack of data means that they are unable to monitor inequalities in the health of their local population by ethnic group. The fact that ethnic group is recorded in hospital discharge data in England in over 90% of episodes demonstrates that further improvements are possible and highlights the need for further action to improve information about the health of different ethnic groups in Scotland.

Discharge statistics are derived from data collected on discharges from non-obstetric and non-psychiatric hospitals in Scotland (SMR01). Data from January – March 2013 are provisional.

New outpatient statistics are based on new attendances at outpatient clinics in all specialties in Scotland (except A&E and Genito-Urinary Medicine). The analysis is based on a subset of the dataset comprising patients who received a new appointment at a consultant-led outpatient clinic.

The percentage with a valid ethnic group relates to records completed with a valid ethnic group or patient refusal codes only. Records completed with 'Not Known' codes or left blank are not deemed to be a valid ethnic group.

Patients are not compelled to provide information about their ethnic group and a 'refused/not provided' response is included in the total of valid codes in these figures.

**A2 – Publication Metadata (including revisions details)**

<b>Metadata Indicator</b>	<b>Description</b>
Publication title	Improving ethnic data collection for equality and diversity monitoring
Description	Biannual monitoring of the recording of ethnic codes on Inpatient and Daycase (SMR01) and New Outpatient (SMR00) records of NHSScotland.
Theme	Health and Social Care
Topic	Equality and Diversity
Format	Excel workbooks and PDF
Data source(s)	SMR00, SMR01
Date that data are acquired	26 December 2013 (SMR01); 26 December 2013 (SMR00)
Release date	25th February 2014
Frequency	Twice-yearly
Timeframe of data and timeliness	Data from 2005 to 2013. There have been no delays in reporting.
Continuity of data	Continuous data
Revisions statement	N/A
Revisions relevant to this publication	N/A
Concepts and definitions	Definitional Rules and Codes are available from the <a href="#">ISD Data Dictionary</a>
Relevance and key uses of the statistics	Planning and research
Accuracy	N/A
Completeness	More information on the completeness of SMR returns is available on the ISD website at: <a href="http://www.isdscotland.org/Products-and-Services/Hospital-Records-Data-Monitoring/SMR-Completeness/">http://www.isdscotland.org/Products-and-Services/Hospital-Records-Data-Monitoring/SMR-Completeness/</a>
Comparability	The use of consistent definitions across Scotland allows comparisons within Scotland. The definitions of ethnicity used are similar but not identical to those used in England, Wales and Northern Ireland.
Accessibility	It is the policy of ISD Scotland to make its web sites and products accessible according to <a href="#">published guidelines</a> .
Coherence and clarity	Statistics are presented within Excel spreadsheets. NHS Board and national figures are presented graphically.
Value type and unit of	Percentage of records with a valid ethnic group by NHS Board of Treatment by patient type (i.e. inpatients/day

measurement	cases and new outpatients).
Disclosure	The ISD protocol on Statistical Disclosure Protocol is followed.
Official Statistics designation	Non-National Statistics
UK Statistics Authority Assessment	N/A
Last published	27th August 2013
Next published	26th August 2014
Date of first publication	25 November 2008
Help email	Clare Campbell clare.campbell3@nhs.net
Date form completed	30 January 2014

## **A3 – Early Access details (including Pre-Release Access)**

### **Pre-Release Access**

Under terms of the "Pre-Release Access to Official Statistics (Scotland) Order 2008", ISD are obliged to publish information on those receiving Pre-Release Access ("Pre-Release Access" refers to statistics in their final form prior to publication). The standard maximum Pre-Release Access is five working days. Shown below are details of those receiving standard Pre-Release Access and, separately, those receiving extended Pre-Release Access.

#### **Standard Pre-Release Access:**

- Scottish Government Health Department
- NHS Board Chief Executives
- NHS Board Communication leads
- NHS Health Scotland

#### **Extended Pre-Release Access**

Extended Pre-Release Access of 8 working days is given to a small number of named individuals in the Scottish Government Health Department (Analytical Services Division). This Pre-Release Access is for the sole purpose of enabling that department to gain an understanding of the statistics prior to briefing others in Scottish Government (during the period of standard Pre-Release Access).

- Scottish Government Health Department (Analytical Services Division)

## A4 – ISD and Official Statistics

### About ISD

Scotland has some of the best health service data in the world combining high quality, consistency, national coverage and the ability to link data to allow patient based analysis and follow up.

Information Services Division (ISD) is a business operating unit of NHS National Services Scotland and has been in existence for over 40 years. We are an essential support service to NHSScotland and the Scottish Government and others, responsive to the needs of NHSScotland as the delivery of health and social care evolves.

**Purpose:** To deliver effective national and specialist intelligence services to improve the health and wellbeing of people in Scotland.

**Mission:** Better Information, Better Decisions, Better Health

**Vision:** To be a valued partner in improving health and wellbeing in Scotland by providing a world class intelligence service.

### Official Statistics

Information Services Division (ISD) is the principal and authoritative source of statistics on health and care services in Scotland. ISD is designated by legislation as a producer of 'Official Statistics'. Our official statistics publications are produced to a high professional standard and comply with the Code of Practice for Official Statistics. The Code of Practice is produced and monitored by the UK Statistics Authority which is independent of Government. Under the Code of Practice, the format, content and timing of statistics publications are the responsibility of professional staff working within ISD.

ISD's statistical publications are currently classified as one of the following:

- National Statistics (ie assessed by the UK Statistics Authority as complying with the Code of Practice)
- National Statistics (ie legacy, still to be assessed by the UK Statistics Authority)
- Official Statistics (ie still to be assessed by the UK Statistics Authority)
- other (not Official Statistics)

Further information on ISD's statistics, including compliance with the Code of Practice for Official Statistics, and on the UK Statistics Authority, is available on the [ISD website](#).