

Publication Report



General Ophthalmic Services Statistics

Updates of existing pages to / as at 31 March 2011

Publication date – 26 July 2011



Contents

About ISD.....	2
Official Statistics.....	2
Introduction	3
Key points	4
Results and Commentary.....	5
Eye Exams	5
Vouchers	7
Glossary.....	8
List of Tables.....	9
Contact.....	10
Further Information.....	10
Appendix	11
A1 – Background Information	11
A2 – Publication Metadata (including revisions details).....	12
A3 – Early Access details (including Pre-Release Access)	13

About ISD

Scotland has some of the best health service data in the world combining high quality, consistency, national coverage and the ability to link data to allow patient based analysis and follow up.

Information Services Division (ISD) is a business operating unit of NHS National Services Scotland and has been in existence for over 40 years. We are an essential support service to NHSScotland and the Scottish Government and others, responsive to the needs of NHSScotland as the delivery of health and social care evolves.

Purpose: To deliver effective national and specialist intelligence services to improve the health and wellbeing of people in Scotland.

Mission: Better Information, Better Decisions, Better Health

Vision: To be a valued partner in improving health and wellbeing in Scotland by providing a world class intelligence service.

Official Statistics

Information Services Division (ISD) is the principal and authoritative source of statistics on health and care services in Scotland. ISD is designated by legislation as a producer of 'Official Statistics'. Our official statistics publications are produced to a high professional standard and comply with the Code of Practice for Official Statistics. The Code of Practice is produced and monitored by the UK Statistics Authority which is independent of Government. Under the Code of Practice, the format, content and timing of statistics publications are the responsibility of professional staff working within ISD.

ISD's statistical publications are currently classified as one of the following:

- National Statistics (ie assessed by the UK Statistics Authority as complying with the Code of Practice)
- National Statistics (ie legacy, still to be assessed by the UK Statistics Authority)
- Official Statistics (ie still to be assessed by the UK Statistics Authority)
- other (not Official Statistics)

Further information on ISD's statistics, including compliance with the Code of Practice for Official Statistics, and on the UK Statistics Authority, is available on the [ISD website](#).

The United Kingdom Statistics Authority has designated these statistics as National Statistics, in accordance with the Statistics and Registration Service Act 2007 and signifying compliance with the Code of Practice for Official Statistics. Designation can be broadly interpreted to mean that the statistics:

- meet identified user needs;
- are well explained and readily accessible;
- are produced according to sound methods, and
- are managed impartially and objectively in the public interest.

Once statistics have been designated as National Statistics it is a statutory requirement that the Code of Practice shall continue to be observed.

Introduction

ISD collects information on NHS General Ophthalmic Service activity in Scotland, as performed by [eye care professionals](#).

These data are collected on a series of forms referred to as [GOS \(General Ophthalmic Services\) forms](#). GOS(S)1 and GOS(S)5 forms are used for eye examinations and domiciliary visits. GOS(S)3 forms are referred to as vouchers and are used to provide eye glasses. GOS(S)4 forms are used for repairs to and replacement of eye glasses.

There are some [patients exempt from payment of eye care](#). If a patient is entitled to free or subsidised eye care (excluding eye examinations), they must present evidence of this to the optician. The optician submits a claim form for the services provided, which is signed by both the optician and the patient. This form is sent to [Practitioner Services Division \(PSD\)](#) for processing the payments. The forms are scanned and their information is stored in a database called OPTIX. ISD then collates these data to provide annual tables of GOS activity. The data exclude NHS hospital eye services and optical service provided privately.

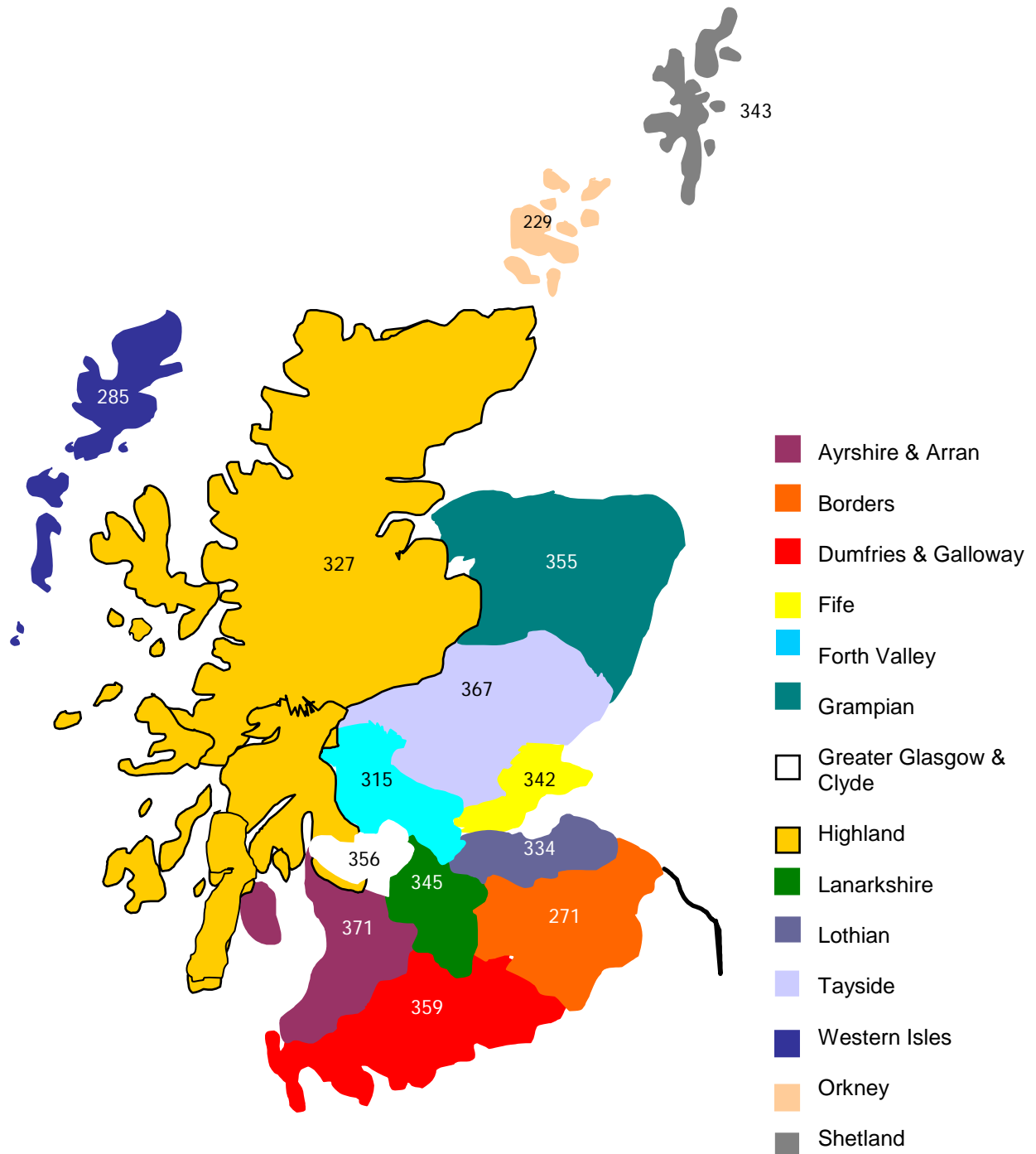
Key points

- The total number of NHS eye examinations increased by 1.6% from 1.78 million for year ending 31 March 2010 to 1.80 million for year ending 31 March 2011.
- The number of patients receiving a primary eye examination decreased by 9.1% from 1,655,075 for year ending 31 March 2010 to 1,504,230 for year ending 31 March 2011. Of the 1,504,230 primary eye examinations, 1,497,503 were for ordinary residents, a decrease of 9.1% and 6,727 were for exempt visitors, a decrease of 14.7%.
- The number of patients receiving a supplementary eye examination increased by 149.6% from 120,381 for year ending 31 March 2010 to 300,451 for year ending March 2011. Of the 300,451 supplementary eye examinations, 299,276 were for ordinary residents, an increase of 149.7% and 1,175 were for exempt visitors, an increase of 122.1%.

Results and Commentary

Eye Exams

The rate of eye examinations across all NHS Health Boards in Scotland, for year ending 31 March 2011, is fairly consistent. The NHS Health Board with the highest rate is Ayrshire & Arran, at 371 per 1,000 of the population in that board. The NHS Health Board with the lowest rate is Orkney, at 229 per 1,000 of the population in that board.



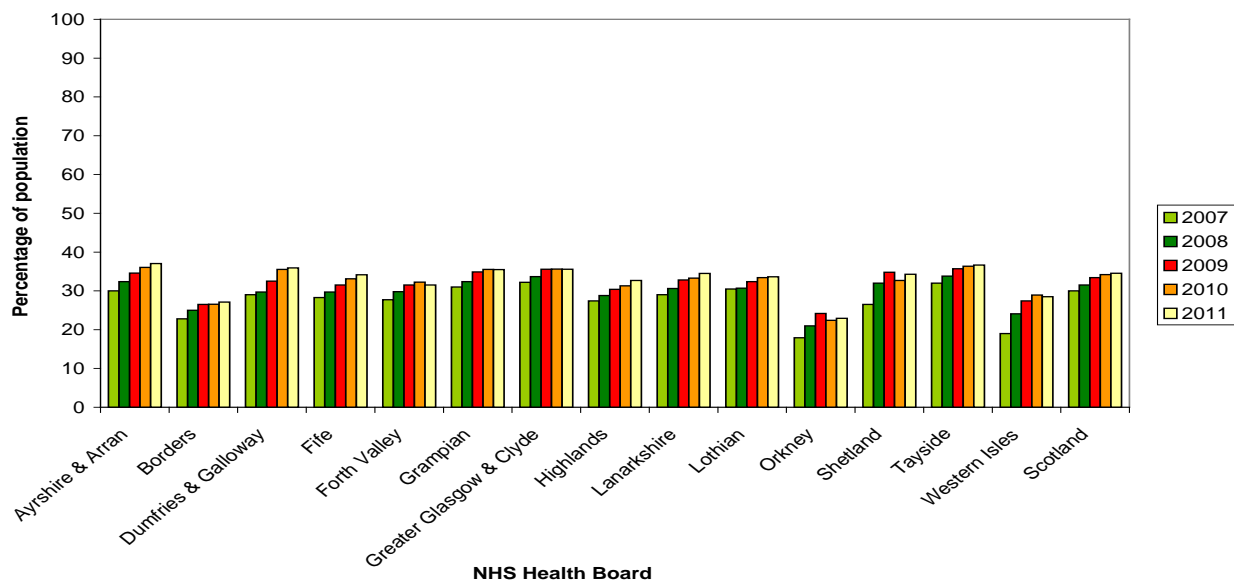
There has been a steady increase in the percentage of the population who received an NHS eye examination throughout financial years ending 31st March 2007-2011. However, during the last financial year 2010-11, although the total number of eye examinations (primary and supplementary) increased by a steady 1.6%, the number of primary eye examinations decreased by 9.1% while the number of supplementary eye examinations increased by 149.6%.

Table 1: Trend data on the number of primary and supplementary eye examinations, for financial years 2007- 2011

NHS Eye Exam Type	2007	2008	2009	2010	2011	Difference between financial years 2010 and 2011	% Difference between financial years 2010 and 2011
Total	1,544,702	1,626,640	1,728,079	1,775,456	1,804,681	+29,225	+1.6
Primary	1,480,187	1,542,566	1,630,600	1,655,076	1,504,230	-150,846	-9.1
Supplementary	64,515	84,074	97,479	120,381	300,451	+180,070	+149.6

Source: ISD, OPTIX

Percentage of population who received NHS Eye Examination (primary or supplementary) by NHS Health Board, for financial years 2007- 2011



Source: ISD, OPTIX

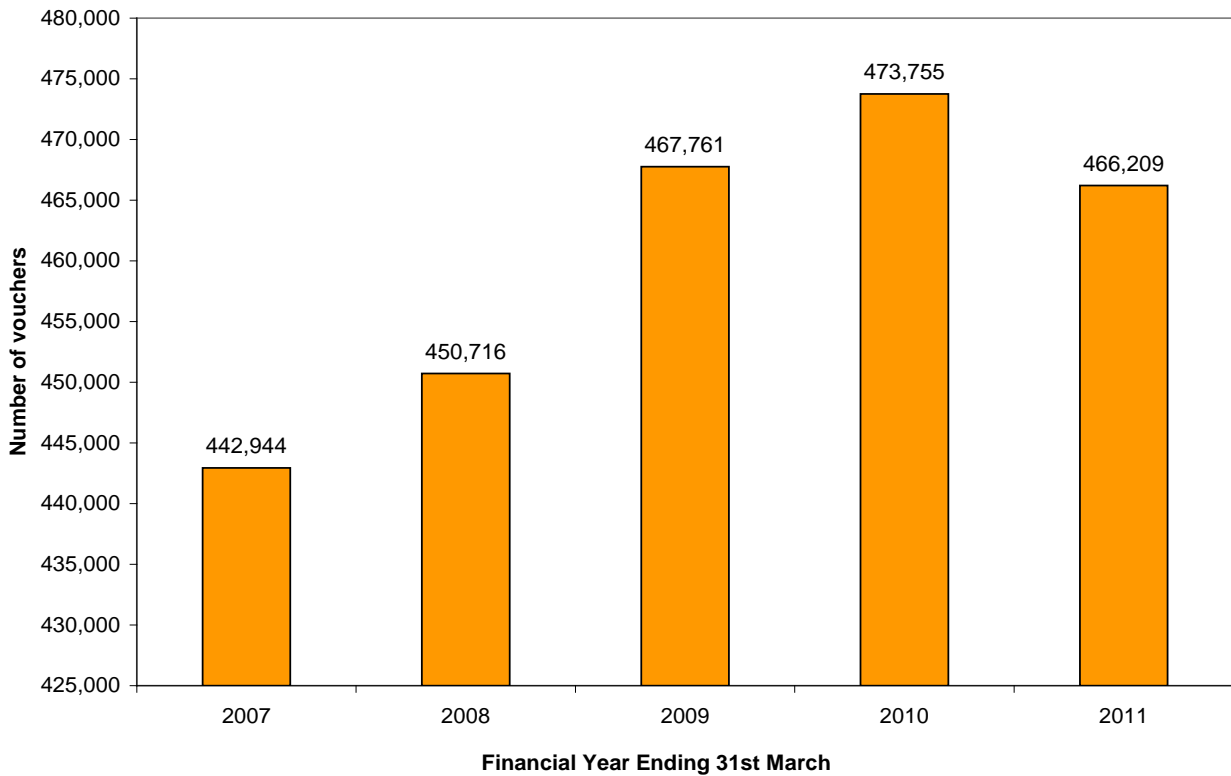
Other detailed findings regarding eye examinations are as follows:

- The percentage of all patients who had an eye examination during financial year 2010-11 and who were then referred to either their GP or Hospital for follow up care has decreased slightly to 4.4%, compared to 4.5% for the previous financial year.
- The percentage of supplementary eye examinations during financial year 2010-11 to check side vision and pressure in the eye (Referral refinement / repeat visual fields & applanation) has decreased to 29.1%, compared to 42.3% for the previous year.
- The number of supplementary tints supplied during financial year 2010-2011 (7,800) decreased by 9.3% on the previous year (8,600).

Vouchers

Some patients are entitled to receive help with the cost of optical appliances. Information on the trend of the total number of GOS(S)3 voucher claims made in Scotland throughout financial years ending 31 March 2007 - 2011, is as shown below.

Total number of GOS(S)3 voucher claims, financial years 2007- 2011.



Source: ISD, OPTIX

These trend data show that the number of optical vouchers GOS(S)3 (claimed for pairs of spectacles, including complex appliances, and reimbursed by NHS Health Boards) increased steadily during financial years ending 31st March 2007 – 2010, however the number of vouchers claimed during financial year 2010/2011 decreased by 1.6% from 473,755 to 466,209. Information is further detailed [by exempt patient category and by voucher type for each NHS board.](#)

Glossary

GOS(S)1 General Ophthalmic Service (application for NHS eye examination)
GOS(S)3 General Ophthalmic Service (NHS optical voucher)

List of Tables

Table No.	Name	Time period	File & size
1	Scotland summary (eye exams vouchers and repairs)	March 2001 to March 2011	Excel [54KB]
2	Eye exams vouchers lenses and repairs by NHS board	March 2007 to March 2011	Excel [200KB]
3	Eye exams by patient type and NHS board	March 2007 to March 2011	Excel [139KB]
4	Vouchers by exempt patient category, voucher type and NHS board	March 2007 to March 2011	Excel [163KB]
5	Eye exams by referral type and NHS board	March 2007 to March 2011	Excel [154KB]

Contact

Rachel Porteous

Information Analyst

rachel.porteous@nhs.net

0131 275 7491

Scott Buchanan

Senior Information Analyst

scott.buchanan@nhs.net

0131 275 6112

Further Information

Further information can be found on the [ISD website](#)

Appendix

A1 – Background Information

On 1st April 2006, a new NHS eye examination was introduced and free NHS eye examinations were extended to all in Scotland. The traditional NHS sight test was replaced by a comprehensive eye examination appropriate to the patient's needs. An initial eye examination is carried out (primary eye examination) and where necessary a second eye examination (supplementary eye examination) is carried out. This may therefore account for the increase in the number of eye examinations provided during years ending 31st March 2007 – 2010.

An updated GOS(S)1 form was introduced on the 1st April 2006 to coincide with the new NHS eye examination. However, some old GOS(S)1 forms have continued to be submitted and are included in the total for eye examinations in the Scotland trend table from years 2006/07 to 2008/09. There was a further update to the GOS(S)1 form in 2009 to reflect the new patient type categories. These categories are shown within this release.

On 1 April 2010 the NHS (General Ophthalmic Services) (Scotland) Regulations 2006 were amended to provide that primary eye examinations should only be undertaken in line with set frequencies for different categories of patients, i.e. 1 or 2 years. Other eye examinations required at shorter intervals than these frequencies are undertaken as supplementary eye examinations. This change in policy will account for the large increase of 150% in the number of supplementary eye examinations during the last financial year 2010-11. It may also account for the decrease in the number of primary eye examinations.

A2 – Publication Metadata (including revisions details)

Metadata Indicator	Description
Publication Title	General Ophthalmic Services Statistics
Description	This release provides information on General Ophthalmic Services (GOS) Statistics as at 31 st March 2011. Information on referrals, reasons for primary and supplementary NHS eye examinations and patient type for financial years ending 31 March 2007-2011 can also be found in this release.
Theme	Eye Care
Topic	Ophthalmic Eye Examinations
Format	Excel workbooks and PDF
Data Source	OPTIX
Date that data is acquired	13th July 2011
Frequency	Annual
Timeframe of data	Data as at 31 March 2011
Accessibility	It is the policy of ISD Scotland to make its web sites and products accessible according to published guidelines .
Value type and unit of measure	Number and rate of patients receiving eye examinations with NHS GOS.
Disclosure	The ISD protocol on Statistical Disclosure Protocol is followed.
Official Statistics designation	National Statistics
UK Statistics Authority Assessment	Awaiting assessment by UK Statistics Authority
Last published	27 th July 2010
Next published	31 st July 2012
Date of first publication	31 st July 2007
Help email	NSS.ISD-Dental-Info@nhs.net
Date form completed	13 th July 2011

A3 – Early Access details (including Pre-Release Access)

Pre-Release Access

Under terms of the "Pre-Release Access to Official Statistics (Scotland) Order 2008", ISD are obliged to publish information on those receiving Pre-Release Access ("Pre-Release Access" refers to statistics in their final form prior to publication). The standard maximum Pre-Release Access is five working days. Shown below are details of those receiving standard Pre-Release Access and, separately, those receiving extended Pre-Release Access.

Standard Pre-Release Access:

Scottish Government Health Department
NHS Board Chief Executives
NHS Board Communication leads
Scottish Government Health Department (Analytical Services Division)

Extended Pre-Release Access

Extended Pre-Release Access of 8 working days is given to a small number of named individuals in the Scottish Government Health Department (Analytical Services Division). This Pre-Release Access is for the sole purpose of enabling that department to gain an understanding of the statistics prior to briefing others in Scottish Government (during the period of standard Pre-Release Access).

Scottish Government Health Department (Analytical Services Division)
Scottish Government Justice Department (Analytical Services Division)

Early Access for Quality Assurance

These statistics will also have been made available to those who needed access to help quality assure the publication.