

# Publication Report



## Scottish Health Service Costs

Year ended 31 March 2011

Published 29 November 2011



## Contents

Contents.....	1
About ISD.....	2
Official Statistics.....	2
Introduction .....	3
Key points .....	4
Results and Commentary.....	5
Glossary.....	8
List of Tables.....	9
Contact.....	10
Further Information.....	10
Appendix.....	11
A1 – Background Information .....	11
A2 – Publication Metadata (including revisions details).....	12
A3 – Early Access details (including Pre-Release Access) .....	13

## About ISD

Scotland has some of the best health service data in the world combining high quality, consistency, national coverage and the ability to link data to allow patient based analysis and follow up.

Information Services Division (ISD) is a business operating unit of NHS National Services Scotland and has been in existence for over 40 years. We are an essential support service to NHSScotland and the Scottish Government and others, responsive to the needs of NHSScotland as the delivery of health and social care evolves.

**Purpose:** To deliver effective national and specialist intelligence services to improve the health and wellbeing of people in Scotland.

**Mission:** Better Information, Better Decisions, Better Health

**Vision:** To be a valued partner in improving health and wellbeing in Scotland by providing a world class intelligence service.

## Official Statistics

Information Services Division (ISD) is the principal and authoritative source of statistics on health and care services in Scotland. ISD is designated by legislation as a producer of 'Official Statistics'. Our official statistics publications are produced to a high professional standard and comply with the Code of Practice for Official Statistics. The Code of Practice is produced and monitored by the UK Statistics Authority which is independent of Government. Under the Code of Practice, the format, content and timing of statistics publications are the responsibility of professional staff working within ISD.

ISD's statistical publications are currently classified as one of the following:

- National Statistics (i.e. assessed by the UK Statistics Authority as complying with the Code of Practice)
- National Statistics (i.e. legacy, still to be assessed by the UK Statistics Authority)
- Official Statistics (i.e. still to be assessed by the UK Statistics Authority)
- other (not Official Statistics)

Further information on ISD's statistics, including compliance with the Code of Practice for Official Statistics, and on the UK Statistics Authority, is available on the [ISD website](#).

The United Kingdom Statistics Authority has designated these statistics as National Statistics, in accordance with the Statistics and Registration Service Act 2007 and signifying compliance with the Code of Practice for Official Statistics. Designation can be broadly interpreted to mean that the statistics:

- meet identified user needs;
- are well explained and readily accessible;
- are produced according to sound methods, and
- are managed impartially and objectively in the public interest.

Once statistics have been designated as National Statistics it is a statutory requirement that the Code of Practice shall continue to be observed.

## Introduction

Scottish Health Service Costs (known as the Costs Book) is the only source of published costs information for NHSScotland (NHSS), and provides a detailed analysis of where resources are spent in the NHSS. This information is mainly derived from financial and statistical data compiled by Scottish Health Boards. It is published by ISD with the support of the Scottish Government Health Department (SGHD) and is used mainly for comparison across health care providers to ensure efficiency and to benchmark costs.

The Costs Book 2011 detailed reports are structured to analyse around **94%** of the NHSS net operating costs, presenting information on the boards that provide hospital and community care directly to patients. For 2010/11, this reflects health care expenditure within the 14 health board areas and at two of the special boards, namely the State Hospital and Golden Jubilee National Hospital - amounting to **£9.8 billion**.

## Key points

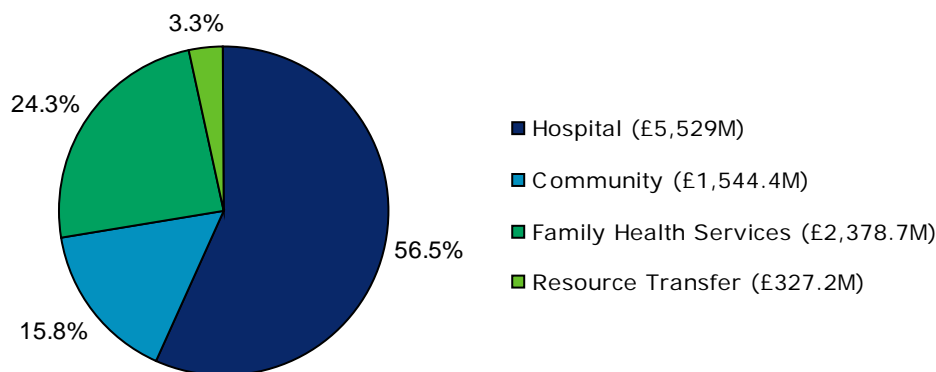
Costs Book contains large amounts of data ranging from national and board summaries to detailed information for individual hospitals. The following examples show the type of information available:

- Costs Book 2011 analyses £9.8 billion of board operating costs.
- NHSS is a major employer with a pay bill of over £4.9 billion for staff working in the hospital and community services.
- Almost £1.4 billion was spent by NHS boards on prescription drugs used in hospitals and dispensed in community pharmacies. This amounts to 14.6% of total operating costs and is the equivalent of £264 for every person in Scotland.
- The average cost of an attendance at an A&E outpatient consultant-led clinic is £103, while the average cost of treating a patient admitted to hospital for surgery is £3,039.

## Results and Commentary

ISD Scotland collects annual data on the cost of providing health care in Scotland and publishes this information in Scottish Health Service Costs (Costs Book). Costs Book 2011 presents a detailed breakdown of expenditure on health, covering almost £9.8 billion of NHS spending, across a wide range of data tables. Some of the principal findings for 2010/11 are:

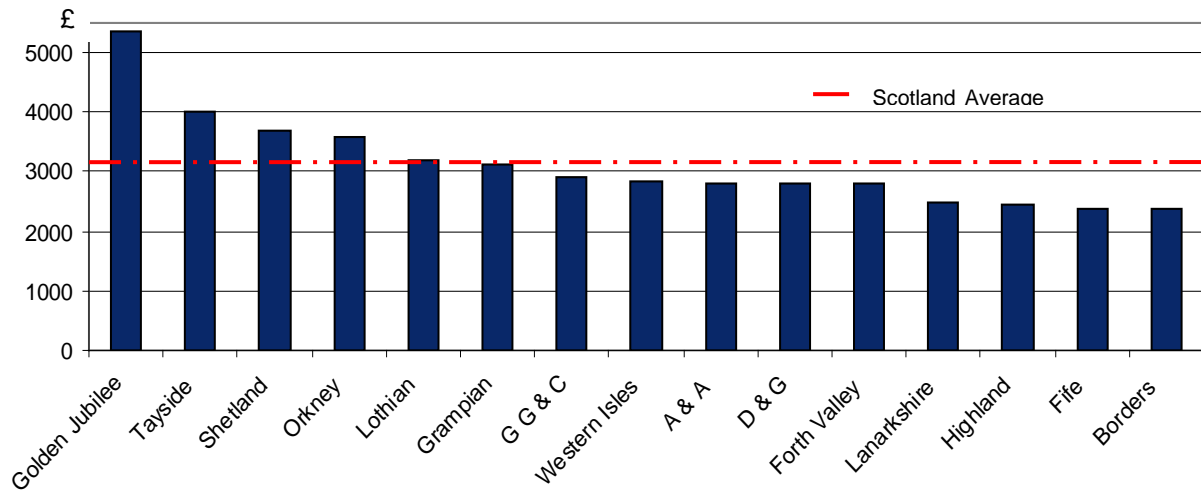
- Operating costs of the 16 NHS Boards analysed in the Costs Book amount to £9.8 billion for 2010/11, an increase of 0.5%. The chart below shows a percentage split across the main health care sectors.



- NHSS is a major employer and has a pay bill of over £4.9 billion for staff working in the hospital and community sectors. This accounts for 71.5% of the running costs of these services.
- Almost £1.4 billion was spent on prescription drugs – which amounts to 14.6% of the total spend on the three sectors - and is the equivalent of £264 for every person in Scotland.
- Hospital expenditures
  - £5.5 billion spent on hospital services, including:
    - £117 million on cleaning, an increase of £1.1 million from 2010
    - £80.9 million on catering, a decrease of £3.6 million
    - £72.3 million on heat and light, an increase of 5.8%
    - £1.5 million a year to run an operating theatre for 27 hours per week
    - £244 million on almost 3.4 million x-rays and scans
- Hospital costs (average per patient)
 


o Attendance at A&E department	£103
o Attendance at an outpatient clinic	£115
o Attendance for MRI scan	£214
o Attendance for day surgery	£836
o Treatment as a surgical inpatient	£3,039
o Treatment in an intensive care unit	£8,568


Data is also available for each NHS Board. The following chart shows the average cost of a surgical inpatient in 2010/11.




- Community services
  - £1,544 million spent on community care, including:
    - o £81.5 million on child health
    - o £6.5 million on home dialysis
    - o £75.4 million on GP out of hours service
    - o £41.3M on community midwifery.
- Family health services
  - o £741 million on primary medical services, provided at more than 1,000 GP practices
  - o £374 million on NHS dental care provided to 3.6 million registered patients
  - o £92.6 million on High Street Ophthalmic services providing over 1.8 million sight tests
  - o £1.17 billion on pharmaceutical services provided at 1,231 pharmacies supplying prescription drugs at a cost of £971 million.

A summarised list of the main figures described here, along with the same analysis for each individual board, is available in the following reports:

 [R100](#) – executive summary, for Scotland and each board [270kb]

 [R100T](#) – expenditure and activity figures for the last 5 years, for Scotland and each board [314kb]

The information published in the Costs Book is derived mainly from the financial and statistical data prepared as part of the annual accounts cycle and is unaudited. See [Summary of Changes](#)  [35kb] for important information about the 2010/11 data.

The full range of data tables for Costs Book 2011 is available via the following links:

[Detailed Tables](#) – a wide range of data tables for the technical user of the Costs Book

[File Listings](#) – a full listing of the 2011 data files



## Glossary

A&E

MRI Scan

NHSS

Accident & Emergency

Magnetic Resonance Imaging Scan

National Health Service Scotland

## List of Tables

Table No.	Name	Time period	File & size
<a href="#">R100</a>	Executive Summary, for Scotland and each board	2010/11	Excel [270kb]
<a href="#">R100T</a>	Expenditure and activity figures for the last 5 years, for Scotland and each board	2010/11	Excel [314kb]
<a href="#">File Listings</a>	All data tables	2010/11	Excel [various]

## Contact

### **Brian Reid**

Principal Information Analyst

[nss.isdCOSTSBOOK@nhs.net](mailto:nss.isdCOSTSBOOK@nhs.net)

0131 275 6707

### **Gillian Pirie**

Senior Information Analyst

[nss.isdCOSTSBOOK@nhs.net](mailto:nss.isdCOSTSBOOK@nhs.net)

0131 275 6683

## Further Information

Further information on costs data for 2010/11 and earlier years can be found on the [Costs](#) area of the ISD website.

## Appendix

### A1 – Background Information

NHS Boards apply a set of standard principles and recommended practice in the production of service cost information for the annual Scottish Health Service Costs Book. The quantum of costs included in Costs Book reconciles to expenditure and income reported in the Operating Costs Statement from their Annual Accounts. More details can be found in the Costing Guidance Manual on the ISD Scotland website at: [Reference](#).

## A2 – Publication Metadata (including revisions details)

Metadata Indicator	Description
Publication title	Scottish Health Service Costs, year ended 31 March 2011
Description	A detailed analysis of where resources are spent in NHS Scotland.
Theme	Health and Social Care
Topic	Hospitals and Health Care
Format	Web pages, Excel and PDF files
Data source(s)	Financial and activity data compiled by NHS Boards.
Date that data are acquired	June 2011
Release date	29 November 2011
Frequency	Annual
Timeframe of data and timeliness	April 2010 to March 2011
Continuity of data	See <a href="#">Summary of Changes</a> and <a href="#">Costs Archive</a> .
Revisions statement	No revisions are planned to this publication. Any revised data received after the publication date will be included in the year-on-year comparative reports in the next publication.
Revisions relevant to this publication	See report <a href="#">R100</a> for revisions to 2009/10 data.
Concepts and definitions	See <a href="#">Costing Guidance Manual</a> and <a href="#">Financial Definitions</a> .
Relevance and key uses of the statistics	Making comparative information on health services publicly available.
Accuracy	Financial data reconciles to NHS Board Annual Accounts.
Completeness	A complete financial analysis is included for all relevant NHS Boards.
Comparability	Hospital bed information, hospital patient activity and staffing information are broadly comparable with other ISD publications. See <a href="#">Costs</a> , <a href="#">Workforce</a> and <a href="#">Hospital Care</a> for more information.
Accessibility	It is the policy of ISD Scotland to make its web sites and products accessible according to <a href="#">published guidelines</a> .
Coherence and clarity	N/A
Value type and unit of measurement	N/A
Disclosure	The <a href="#">ISD protocol on Statistical Disclosure Protocol</a> is followed.
Official Statistics designation	National Statistics
UK Statistics Authority Assessment	Awaiting assessment by UK Statistics Authority
Last published	30 November 2010
Next published	27 November 2012
Date of first publication	1960s, but in its current format/content since 2000
Help email	<a href="mailto:NSS.isdCOSTSBOOK@nhs.net">NSS.isdCOSTSBOOK@nhs.net</a>
Date form completed	24/11/2011

## **A3 – Early Access details (including Pre-Release Access)**

### **Pre-Release Access**

Under terms of the "Pre-Release Access to Official Statistics (Scotland) Order 2008", ISD are obliged to publish information on those receiving Pre-Release Access ("Pre-Release Access" refers to statistics in their final form prior to publication). The standard maximum Pre-Release Access is five working days. Shown below are details of those receiving standard Pre-Release Access and, separately, those receiving extended Pre-Release Access.

#### **Standard Pre-Release Access:**

Scottish Government Health Department  
NHS Board Chief Executives  
NHS Board Communication leads

#### **Extended Pre-Release Access**

Extended Pre-Release Access of 8 working days is given to a small number of named individuals in the Scottish Government Health Department (Analytical Services Division). This Pre-Release Access is for the sole purpose of enabling that department to gain an understanding of the statistics prior to briefing others in Scottish Government (during the period of standard Pre-Release Access).

Scottish Government Health Department (Analytical Services Division)

#### **Early Access for Quality Assurance**

These statistics will also have been made available to those who needed access to help quality assure the publication:

NHS Board Finance Departments